

**UNION  
PACIFIC**



**OREGON SHORT LINE  
OREGON R. R. & NAVIGATION CO.  
OREGON & WASHINGTON R.R.CO.  
SOUTHERN PACIFIC**

**KANSAS, NEBRASKA  
CALIFORNIA, OREGON  
WASHINGTON  
AND INTERMEDIATE STATES**

**REVISED TO SEPTEMBER 1, 1910**  
Subject to change without notice

# ROUND TRIP SUMMER TOURIST FARES



TO

## WESTERN POINTS



VIA

## UNION PACIFIC RAILROAD

### AND CONNECTIONS SEASON 1910

FROM \ TO	Denver, Colorado Springs, Pueblo, Colo.	Ogden and Salt Lake City Utah	San Francisco, Los Angeles, San Diego, Cal.	Portland, Astoria, Tacoma, Seattle, Everett, Bellingham, Victoria, Vancouver, New Westminster	San Francisco, Cal., including trip through Portland in one direction	San Francisco, Los Angeles, San Diego, Cal.	San Francisco, Cal., including trip through Portland in one direction
CHICAGO, ILL.....	\$ 30.00	\$ 43.00	\$ 72.50	\$ 72.50	\$ 87.50	\$ 62.50	\$ 77.50
PEORIA, ILL. . . . .	26.75	39.75	69.25	69.25	84.25	59.25	74.25
ST. LOUIS, MO.....	25.00	38.00	67.50	67.50	82.50	57.50	72.50
ST. PAUL and MINNEAPOLIS, MINN.....	27.40	40.40	73.50	60.00	* 75.00 o 81.75	63.50	* 65.00 o 71.75
MILWAUKEE, WIS.....	33.40	46.40	75.90	72.50	89.20	65.90	79.20
SPRINGFIELD, ILL.....	27.40	40.40	69.25	69.40	84.35	59.25	74.35
MADISON, WIS.....	30.50	43.50	73.50	70.00	86.75	63.50	76.75
DES MOINES, IA.....	21.75	34.75	65.70	65.70	80.70	55.70	70.70
SIOUX CITY, IA.....	21.40	34.40	63.90	60.00	76.95	53.90	66.95
DENVER, COLO.....		27.50	50.00	50.00	65.00	45.00	60.00
COUNCIL BLUFFS, IA.....							
OMAHA, NEB.....							
ST. JOSEPH, MO.....	17.50	30.50	60.00	60.00	75.00 † 81.75	50.00	65.00 † 71.75
LEAVENWORTH, KAN.....							
KANSAS CITY, MO.....							
<b>Dates of Sale.</b>	Daily to Sept. 30 Inclusive	Daily to Sept. 30 Inclusive	Daily to Sept. 30 Inclusive	Daily to Sept. 30 Inclusive	Daily to Sept. 30 Inclusive	Sept. 1 to 7 Sept. 24 to 30 Inclusive	Sept. 1 to 7 Sept. 24 to 30 Inclusive

† One-way via St. Paul or Minneapolis and Portland. \* Returning to Missouri River points only. o Via Missouri River in one direction.

**Stoppers:** Stoppers allowed at and west of Council Bluffs, Omaha, St. Joseph, Atchison, Leavenworth or Kansas City within the final return limit. Final return limit October 31, 1910.

For YELLOWSTONE PARK FARES, See Page 18.

For information address any representative mentioned on pages 16 and 17

# UNION PACIFIC

**NOTICE.** As these time tables are subject to change without notice, passengers should apply to station agent for further information. The utmost care is taken to keep the time shown herein revised to date of issue, but the Union Pacific Railroad Company does not guarantee absolute accuracy or hold itself responsible for any error or errors that may occur herein.

**Bold-face figures in schedules indicate P. M. time.**

**Light-face figures in schedules indicate A. M. time.**

## STANDARD OF TIME

East of North Platte, Neb., Ellis and Plainville, Kan., CENTRAL TIME.  
West of North Platte, Neb., Ellis and Plainville, Kan., MOUNTAIN TIME.  
West of Sparks, Nev., and Huntington, Ore., PACIFIC TIME.

## GENERAL INDEX

	Page
Agents, List of .....	16, 17
Baggage Rates .....	27
Branch Lines .....	51 to 54
Condensed Through Time Schedules .....	9, 10
Condensed Time Schedules, Chicago and Council Bluffs:	
Condensed Time Schedules, St. Louis and Kansas City:	
To and from San Francisco and Lake Tahoe .....	19
To and from Los Angeles and Yosemite Valley .....	20
To and from Portland and Seattle via Shasta Route .....	21
To and from Portland and Seattle via Granger .....	22
To and from Butte .....	23
To and from Denver, and Colorado Points .....	24
Equipment of Trains .....	11 to 16
Idaho Southern Ry. ....	66
Important Information .....	27
Laramie, Hahn's Peak & Pacific Ry. ....	53
Tonopah & Goldfield R. R. Co. ....	56
Payette Valley R. R. ....	66
Personally Conducted Excursions .....	71, 72
Pullman Service out of Salt Lake City .....	63, 64
Saratoga & Encampment Ry. ....	53
Sleeping Car Rates, Standard and Tourist .....	73, 74
Station Index .....	3 to 7
Steamship Lines .....	75, 76
Tourist Car Schedules .....	69, 70, 71, 72

## OREGON RAILROAD & NAVIGATION CO., THROUGH LINES.

Through time tables between Huntington, Portland and Seattle . . 57, 58, 59, 60, 61 and 62.

### BRANCH LINES O. R. & N. CO.:

Between Pendleton and Spokane .....	67
" Pomeroy and Starbuck .....	67
" Walla Walla and Wallula .....	67
" Joseph and La Grande .....	67
" Riparia and Lewiston .....	67
" Connell and La Crosse .....	67
" Dayton and Bolles .....	67
" Waverly and Fairfield .....	67
" Moscow and Colfax .....	67
" Umatilla and Spokane .....	68
" Burke and Tekoa .....	68
" Heppner and Heppner Jct. ....	68
" Condon and Arlington .....	68
" Seltice and Winona .....	68
" Shaniko and Biggs .....	68

# UNION PACIFIC

## GENERAL INDEX—Continued

### OREGON SHORT LINE, THROUGH LINES.

Through time tables between Granger, Ogden, Huntington, and Butte .....

#### BRANCH LINES OREGON SHORT LINE:

Between Ogden and Salt Lake .....	65, 66
" Brigham and Malad .....	65
" Cache Jct. and Preston .....	65
" Logan Jct. and Mendon .....	65
" Mackay and Blackfoot .....	65
" Vale and Ontario .....	65
" Nampa and Boise .....	65
" Cumberland and Moyer Jct. ....	65
" Marysville, Idaho Falls and Yellowstone Park .....	66
" Ketchum and Shoshone .....	66
" Buhl and Minidoka .....	66
" Evergreen-Weiser, Pacific & Idaho Northern Ry. ....	66

### OREGON & WASHINGTON R. R. CO.

Local time tables between Seattle, Tacoma and Portland . . . 71, 72

### SAN PEDRO, LOS ANGELES & SALT LAKE RAILROAD.

Through time tables between Salt Lake and Los Angeles . . 41, 42, 43

Between Caliente and Pioche .....	44
" Milford and Newhouse .....	43
" Lehi Junction and Topliff .....	43
" Mammoth and Silver City .....	44
" Salt Lake and Lyndyl .....	43
" Salt Lake and Tintic .....	44

### SOUTHERN PACIFIC CO., THROUGH LINE.

Through time tables between Ogden, San Francisco, Los Angeles, and Portland, also Lake Tahoe and Yosemite Valley. . 29 to 36, 45 to 48

#### BRANCH LINES SOUTHERN PACIFIC:

Between Wright and San Francisco .....	55
" Laurel and Santa Cruz .....	55
" Butte Valley, Weed and Macdoel .....	55
" Boulder Creek and Santa Cruz .....	55
" Yosemite Valley, Merced and Yosemite .....	56
" Hazen and Tonopah Jct. ....	55
" Mound House and Churchill .....	55
" Tonopah Jct. and Keeler .....	56

### UNION PACIFIC RAILROAD, THROUGH LINES.

Through time tables:— Between St. Louis, Kansas City, Denver, Salt Lake City, San Francisco and Los Angeles .....

Between Chicago, Council Bluffs, Denver, Ogden, Salt Lake, San Francisco and Los Angeles .....

#### BRANCH LINES UNION PACIFIC:

##### NEBRASKA DIVISION--

Between Council Bluffs, Valparaiso and Central City .....	51
" Beatrice and Valparaiso .....	51
" Norfolk and Columbus .....	51
" Albion and Columbus .....	52
" Spalding, Cedar Rapids and Columbus .....	52
" Ord and Grand Island .....	52
" Grand Island, Loup City and St. Paul .....	52
" Pleasanton and Boelus .....	52
" Kearney and Callaway .....	52
" North Platte and Oshkosh .....	52

##### KANSAS DIVISION--

Between Manhattan and Beatrice .....	51
" Leavenworth and Lawrence .....	53
" Junction City and Belleville .....	53
" Plainville and Salina .....	53
" Solomon and Beloit .....	53
" McPherson and Salina .....	54
" Menoken and Onaga .....	54
" Leavenworth, Holton and Miltonvale .....	54

##### COLORADO DIVISION--

Between Oakley and Plainville .....	54
" Boulder and Denver .....	54
" St. Vrain and Boulder .....	54
" St. Vrain and Dacono .....	54

UTAH DIVISION---Between Park City and Echo .....

# UNION PACIFIC

## INDEX TO STATIONS

Each Time Table is numbered. The Figures opposite the Stations in Index refer to the Time Tables.  
Leaders (.....) indicate a population of less than fifty.

Table No.	Population	Table No.	Population	Table No.	Population
<b>A</b>					
Abilene, Kan.	13	Big Hole, Mont.	66	Central City, Neb.	3,000
Acequia, Idaho	78	Big Treas, Cal.	51	-----11, 25, 26, 64	-----
Acoma, Nav.	15	Bishop, Wash.	82	Central Ferry, Wash.	82
Adams, Ore.	81	Bitter Creek, Wyo.	11	Chapman Kan.	638
Ady, Ore.	53	-----64	-----	ChapmanNeb11, 25, 64	209
Agate, Colo.	13	Blackfoot, Idaho	66, 71	Chappell, Neb. 11, 64	425
Ager, Cal.	24	Black River, Wash.	97	Chard, Wash.	83
Agnew, Neb.	27	Black Rock, Utah	15	Charleston, Nav.	22
Aikan, Kan.	44	Blaine, Kan.	46	Chase Cal.	15
Ajax, Utah	15, 17	Blair Jct., Nev.	57	Chatcolat, Idaho	90
Albany, Ore.	24	Bliss, Idaho	64, 65	Chehalis, Wash.	97
Albany, Wyo.	41	Blue Canon, Cal.	11	Cherry Creek, Nav.	62
Albion, Neb.	30	Blue M'tain, Ore.	81	Cheyenne, Wyo.	1, 2
Alfice, Ora.	85	Blue Rapids, Kan.	28	3, 4, 5, 7, 8, 11,	18,000
Alida, Kan.	38	Blue Sp'gs, Neb.	28	-----13, 15, 64	-----
Alexander, Idaho	64	Boca, Cal.	11	Cheyenne Wells, Colo.	500
Almota, Wash.	82	Boelus, Nab.	33, 34	-----13	-----
Alpowa, Wash.	82	Boise, Idaho	7, 72	Chicago, Ill.	1, 2, 3, 4,
Altamont, Wyo.	11	Bolles, Wash.	81, 87	5, 6, 7, 8, 9, 11,	2049185
Alvord, Cal.	56	Bond, Mont.	66	-----15, 25, 64	-----
Amargosa, Nev.	22	Bonita, Utah	68	Chico, Cal.	24
Am. Falls, Idaho	64, 65	Bonner Sp'gs, Kan.	13	Churchill, Nev.	54, 55
Am. Fork, Utah	16	Boone, Neb.	30	Cima, Cal.	15
Amherst, Neb.	35	Border, Wyo.	64	Circleville, Kan.	46
Anaconda, Mont.	66	Boulder, Colo.	48	Citrus, Cal.	400
Anderson, Cal.	24	Boulder C'k, Cal.	52	Clarks, Neb. 11, 25, 64	750
Antioch, Cal.	14	Boulder, Utah	15, 17	Clay Center, Kan.	38
Apex, Mont.	66	Bourbon, Ore.	96	-----46	-----
Apex, Nav.	15	Brady Island, Neb.	11	Clearfield, Utah	67
Appleton, Idaho	80	Brainard, Neb.	25, 64	Clear Lake, Utah	15
Arbucke, Cal.	24	Bray, Cal.	53	Cleburne, Kan.	28
Arcadia, Idaho	64, 65	Bridgeport, Kan.	43	Cleft, Idaho	65
Arco, Idaho	71	Brentwood, Cal.	14	Clem, Ore.	93
Ardon, Nav.	15	Brigham, Utah	65, 66	Clifton, Kan.	38
Arimo, Idaho	65, 66	Brighton, Cal.	68	Clifton, Nev.	55
Arlington, Ore.	64, 93	Brighton, Colo.	13, 25,	Clipper Gap, Cal.	11
Armstead, Mont.	66	-----48	-----	Clyde, Kan.	38
Armstrong, Kan.	13	-----48	-----	Coalada, Nev.	57
Armstrong, Mont.	28	Broadwater, Nab.	36	Coalville, Utah	47
Arrington, Kan.	46	Brocton Ave., Cal.	15	Cobre, Nev.	11, 62
Asarias, Kan.	43	Brookdale, Cal.	52	Codell, Kan.	39
Asherville, Kan.	40	Broughton, Kan.	38	Cokeville Wyo.	64
Ashland, Ore.	24	Buckingham, Idaho	77	Colby, Kan.	45
Ashton, Idaho	75	Bucoda, Wash.	97	Colfax, Cal.	11
Atwood, Colo.	25	Buena Vista, Utah	15,	Colfax, Wash.	89, 91
Auburn, Cal.	11	-----17	-----	Collins, Cal.	15
Auburn, Wash.	97	Buford, Wyo.	11, 64	Collinston, Utah	65, 66
Ault, Colo.	13	Buhl, Idaho	78	Colorado Springs, Col.	31,000
Austin, Neb.	33	Burbenk, Cal.	14, 23	-----9	-----
Avon, Cal.	11, 14	Burke, Idaho	90	Colores, Wyo.	11, 64
<b>B</b>					
Bagby, Cal.	60	Burlay, Idaho	78	Colton, Cal.	14, 15, 23
Bakar City, Ore.	64, 65	Burlingame, Cal.	23, 50	Columbus, Neb.	11,
Bakersfield, Cal.	14, 59	Burrington, Utah	16	25, 29, 30, 31, 64	5,500
Balz, Colo.	25	Butte, Mont.	1, 2, 6,	Conception, Cal.	23
Bancroft, Idaho	64	-----8, 86	-----	Concordia, Kan.	38
Barclay, Nav.	15	Buxton, Mont.	66	Concrete, Cal.	15
Barneston, Neb.	28	Byars, Colo.	13	Condon, Ore.	93
Barnett, Ora.	93	Byron, Cal.	14	Connell, Wash.	86
Barratts, Mont.	66	-----14	-----	Coolidge, Idaho	64, 65
Bartolo, Cal.	15	Cache Jct., Utah	65, 66	Cooper, Colo.	25
Barton, Idaho	79	-----69	-----	Corinna, Utah	68
Bassett, Idaho	66	Cairo, Ora.	73	Corn Creek, Nev.	22
Battle M'tain, Nev.	11	Calada, Cal.	15	Corning, Cal.	24
Beatrice, Neb.	27, 28	Caldwell, Idaho	64, 65	Cornish, Utah	65, 66
Beatty, Nev.	22	Caliente, Nev.	15, 21,	Cortland, Neb.	27
Backwith, Wyo.	64	Callaway, Nab.	35	Cotesfield, Neb.	32
Belgrade, Neb.	31	Calor, Cal.	53	Cottage Grove, Ora.	24
Bellefleur, Kan.	38	Camas, Utah	66	Cottonwood, Cal.	24
Bellevue, Idaho	76	Campbell, Cal.	50	Council, Idaho	79
Balmer, Neb.	36	Canton, Colo.	25	Council Bluffs, Ia.	1,
Beloit, Kan.	40	Carlin, Nav.	11	-----2, 3, 4, 5, 7, 8,	33,000
Benicia, Cal.	11, 24	Carp, Nev.	15	-----9, 11, 25, 26, 64	-----
Benjamin, Utah	16	Carr, Colo.	13	Cozad, Neb. 11, 25, 64	1,200
Ban Lomond, Cal.	52	Carter, Wyo.	11	Crab Tree, Mont.	66
Bennett, Colo.	13	Castroville, Cal.	23	Crane, Idaho	79
Bennett, Idaho	80	Castle Rock, Utah	11	Crestone, Nev.	15
Bennett, Idaho	80	Castle Rock, Wash.	97	Creston, Wyo.	64
Bennington, Kan.	40	Cataldo, Idaho	90	Crook, Colo.	25
Benton, Cal.	56	Cecil, Ore.	92	Cruzero, Cal.	15
Berenda, Cal.	14	Cedar Fork, Utah	20	Culver, Kan.	39
Beverly, Kan.	39	Cedar Rapids, Neb.	31	Cumberland, Wyo.	74
Biggs, Cal.	24	Centennial, Wyo.	41	Curries, Nev.	62
Biggs, Ora.	64, 96	Centralia, Wash.	97	-----	-----

# UNION PACIFIC

## INDEX TO STATIONS

Each Time Table is numbered. The Figures opposite the Station in Index refer to the Time Tables.  
Leaders (.....) indicate a population of less than fifty.

Table No.	Population	Table No.	Population	Table No.	Population
<b>D</b>					
Dacono, Colo.	49	Evans, Utah	68	Grange City Junction	-----
Daggett, Cal.	15	Evenston, Wyo.	11, 64	Wash.	81, 91
Daisy, Wash.	82	Evergreen, Idaho	79	Granger, Wyo. 7, 11, 64	75
Dalles, Ore.	7, 64	-----	-----	Granite Canyon, Wyo.	-----
Dannebrog, Neb.	33	-----	-----	-----11, 64	-----
David City, Neb.	26	Fairfield, Utah	20	Grants, Ore.	64
Davis, Cal.	11, 24	Fairfield, Wash.	80, 91	Grant's Pass, Ore.	24
Dayton, Nev.	55	Fairmount, Ken.	37	Grass Lake, Cal.	50
Dayton, Idaho	65, 66	Fallon, Cal.	15	Grass Valley, Ore.	6, 500
Dayton, Wash.	87	Farmington, Utah	67	Grass Lake, Cal.	53
Deer Lodge, Mont.	66	Farmington, Wash.	91	Grass Valley, Ore.	96
Deer Trail, Col.	13	Faust, Utah	15, 17	Graying, Mont.	66
Deerwood, Wyo.	41	Feeley, Mont.	66	Gravelly, Colo.	13
Deitrich, Idaho	64, 65	Felton, Cal.	51, 52	Green, Kan.	46
Delaney, Wash.	83	Fernando, Cal.	14, 23	Green River, Wyo.	1,
Delia, Kan.	44	Firth, Idaho	66	-----2, 7, 8, 11, 64	1670
Delmues, Utah	21	Fiva-Mila Pass, Utah	20	Greens, Nev.	62
Dell, Mont.	66	Flatcher, Wash.	94	Gridley, Cal.	24
Delphos, Kan.	40	Florena, Kan.	28	Grove, Kan.	44
Delta, Cal.	24	Floriston, Cal.	11	Guadalupe, Cal.	78
De Moss, Ore.	96	Foley, Neb.	26	Guadalupe, Cal.	500
Denver, Colo.	1, 2, 3,	Ford, Utah	15	Guadalupe, Cal.	78
-----4, 5, 7, 8, 9, 11,	-----	Fossil, Wyo.	64	Guadalupe, Cal.	78
-----13, 15, 25, 48, 64,	206,000	Ft. Morgan, Colo.	25	Guadalupe, Cal.	78
Deway, Utah	65, 66	Ft. Riley, Kan.	13	Guadalupe, Cal.	78
Diamond Springs,	500	Ft. Staele, Wyo.	11, 64	Guadalupe, Cal.	78
Idaho	79	Fostoria, Kan.	46	Guadalupe, Cal.	78
Diamondville, Wyo.	64	Franklin, Utah	69	Guadalupe, Cal.	78
Dillon, Mont.	66	Fremont, Neb. 11, 25,	64	Guadalupe, Cal.	78
Dingia, Idaho	64	-----13,000	-----	Guadalupe, Cal.	78
Divide, Mont.	66	Frasno, Cal.	14, 59	Guadalupe, Cal.	78
Divide, Wash.	80	Frisco, Utah	19	Guadalupe, Cal.	78
Dodd, Colo.	25	Fruitland, Idaho	77	Guadalupe, Cal.	78
Dorris, Cal.	53	Fuller, Idaho	64, 65	Guadalupe, Cal.	78
Downay, Idaho	65, 66	Fullerton, Nab.	31	Guadalupe, Cal.	78
Drake, Kan.	46	-----2,000	-----	Guadalupe, Cal.	78
Draper, Utah	16	Gelt, Cal.	11, 14, 59	Guadalupe, Cal.	78
Dubois, Idaho	66	Garfield, Utah	15, 17	Guadalupe, Cal.	78
Dudlay, Idaho	90	Garfield, Wash.	91	Guadalupe, Cal.	78
Dunsmuir, Cal.	24	Garland, Utah	68	Guadalupe, Cal.	78
DuPont, Colo.	25	Garner, Idaho	65, 66	Guadalupe, Cal.	78
Durant, Neb.	26	Garner, Nev.	15	Guadalupe, Cal.	78
Dutch Flat, Cal.	11	Garrison, Kan.	46	Guadalupe, Cal.	78
-----500	-----	Garrison, Mont.	66	Guadalupe, Cal.	78
<b>E</b>					
Eastland, Ore.	81	Garrison, Wash.	89	Guadalupe, Cal.	78
Easton, Kan.	46	Garrison Crossing,	-----	Guadalupe, Cal.	78
East Portland, Ora.	24, 64, 97	Ken.	28, 46	Guadalupe, Cal.	78
Eaton, Colo.	13	Gaviota, Cal.	23	Guadalupe, Cal.	78
Eccles, Nev.	15	Gazelle, Cal.	24	Guadalupe, Cal.	78
Echo, Ore.	64	Gem, Idaho	90	Guadalupe, Cal.	78
Echo, Utah	11, 47	Genoa, Nab.	30, 31	Guadalupe, Cal.	78
Eddy, Ore.	93	Germantown, Cal.	24	Guadalupe, Cal.	78
Eddyville, Nab.	35	Higginson, Neb. 11, 25, 64,	221	Guadalupe, Cal.	78
Eldorado, Cal.	24	Gibson, Ore.	64	Guadalupe, Cal.	78
Elba, Nab.	32	Gibson, Idaho	66	Guadalupe, Cal.	78
Elgin, Nev.	15	Gibson, Ore.	96	Guadalupe, Cal.	78
Elkhorn, Nab.	11, 25	Gilcrest, Colo.	13, 25	Guadalupe, Cal.	78
Elko, Nav.	11	Gilroy, Cal.	23	Guadalupe, Cal.	78
Ellis, Kan. 1, 2, 3, 5,	2,000	Glasco, Kan.	40	Guadalupe, Cal.	78
-----9, 13	-----	Glasgow, Cal.	15	Guadalupe, Cal.	78
Ellsworth, Kan.	13	Glen, Mont.	65	Guadalupe, Cal.	78
Elwood, Cal.	23	Glenburnie, Nab.	36	Guadalupe, Cal.	78
Elm Craak, Neb.	-----	Glencoe, Wyo.	74	Guadalupe, Cal.	78
-----11, 25, 64	-----	Glencoe Junction,	-----	Guadalupe, Cal.	78
Elmira, Cal.	11, 24	Wyo.	74	Guadalupe, Cal.	78
El Portal, Cal.	60, 61	Glenn's Ferry, Idaho	64, 65	Guadalupe, Cal.	78
Elwood, Utah	68	Glenwood, Cal.	31	Guadalupe, Cal.	78
Ely, Nav.	62	Glenwood, Nab.	55	Guadalupe, Cal.	78
Emerson, Neb.	29	Golconda, Nav.	11	Guadalupe, Cal.	78
Emigrant Gap, Cal.	11	Gold Center, Nev.	22	Guadalupe, Cal.	78
Emmet, Kan.	44	Goldfield, Nev.	22, 57	Guadalupe, Cal.	78
Encampment, Wyo.	42	Gold Run, Cal.	11	Guadalupe, Cal.	78
Endicott, Wash.	91	Goleta, Cal.	23	Guadalupe, Cal.	78
Enola, Nab.	29	Gonzales, Cal.	23	Guadalupe, Cal.	78
Erda, Utah	15, 17	Gooding, Idaho	64, 65,	Guadalupe, Cal.	78
Eria, Colo.	48	-----80	-----	Guadalupe, Cal.	78
Erskine, Ore.	96	Goodrich, Colo.	25	Guadalupe, Cal.	78
Escalante, Utah	15	Goshen Jct., Cal.	14	Guadalupe, Cal.	78
Eugena Ore.	24	Gothenburg, Neb.	-----	Guadalupe, Cal.	78
Eureka, Utah	18	-----11, 25, 64,	1,800	Guadalupe, Cal.	78
Evans, Colo.	13	Grainfield, Kan.	13	Guadalupe, Cal.	78
-----512	-----	Grand Island, Neb.	1,	Guadalupe, Cal.	78
-----2, 11, 25, 32, 33, 64	12,000	-----	-----	Guadalupe, Cal.	78



## INDEX TO STATIONS

Established 1841.

Each Time Table is numbered. The Figures opposite the Stations in Index refer to the Time Tables.

Leaders (.....) indicate a population of less than fifty.

Table No.	Population	Table No.	Population	Table No.	Population
Sentinel Hotel, Cal. 61	.....	Swift, Wash. .... 82	.....	Wakefield, Kan. .... 38	384
Seymour, Neb. 11, 25	.....	Sylvan Grove, Kan. 39	504	Wakefield, Neb. .... 29	755
Shaniko, Ore. .... 96	150			Walcott, Wyo. 11, 42, 64	40
Sharon Springs, Kan. .... 13	183	<b>T</b>		Waldo, Kan. .... 39	150
Shasta Springs, Cal. .... 6, 24	.....	Tacoma, Wash. .... 1, 2, 5, 7, 24, 64, 65, 97	100,000	Wallace, Idaho .... 90	3,750
Shawnee, Wash. .... 89	.....	Tahoe, Cal. .... 63	200	Walla Walla, Wash. .... 65, 81, 84	22,000
Sheep Mountain, Wyo. .... 41	.....	Talmo, Kan. .... 38	85	Wallowa, Ore. .... 85	.....
Shelby, Neb. .... 26	476	Tarnov, Neb. .... 29	140	Wallula, Wash. 84, 90	200
Shelley, Idaho .... 66	550	Tecoma, Nev. .... 11	100	Walnut, Cal. .... 15	.....
Shelton, Neb. .... 11, 64	1,200	Tehama, Cal. .... 24	546	Wamego, Kan. .... 13	2,120
Sheridan, Cal. .... 24	213	Tekoa, Wash. .... 90, 91	2,000	Wamsutter, Wyo. 11, 64	68
Sherman, Wyo. .... 11, 64	.....	Templeton, Cal. .... 23	308	Wanship, Utah .... 47	118
Shipton, Kan. .... 39	.....	Tenino, Wash. .... 97	.....	Wapello, Idaho .... 66	.....
Shoshone, Idaho 64, 65	.....	Terrace, Utah .... 12	112	Wapi, Idaho .... 64, 65	.....
..... 76	1,500	Tescott, Kan. .... 39	331	Wardner, Idaho .... 90	3,200
Shutlers, Ore. .... 93	.....	Texum, Ore. .... 53	.....	Warm River, Idaho .... 9, 75	.....
Sidney, Neb. .... 11, 64	1,750	Thermo, Utah .... 15	.....	Warm Springs, Nev. 62	2,100
Silver Bow, Mont. 1, 6, 2, 8, 66	129	Thorne, Nev. .... 54	.....	Warnerville, Neb. .... 29	67
Silver City, Utah .... 18	.....	Thornton, Wash. .... 94	250	Wasco, Ore. .... 96	550
Silver Lake, Kan. .... 13	226	Thrall, Cal. .... 24	.....	Washtucna, Wash. 86	475
Silver Peak, Nev. .... 57	.....	Ticeska, Idaho .... 64, 65	.....	Waterfall, Wyo. .... 64	.....
Simpson, Kan. .... 40	159	Tillicum, Wash. .... 97	.....	Waterloo, Neb. 11, 25	345
Sims, Cal. .... 24	.....	Tintic, Utah .... 15, 17, 18	140	Watertown, Neb. .... 35	.....
Sink, Ore. .... 96	.....	Tonganoxie, Kan. .... 13, 37	1,013	Watkins, Colo. .... 13	100
Sioux City, Iowa .... 29	42,520	Tonopah, Nev. .... 57	8,000	Watson's Ranch, Neb. .... 25	.....
Siskiyou, Ore. .... 24	.....	Tonopah Jct., Nev. .... 54, 56, 57	.....	Watt's, Idaho .... 90	.....
Sisson, Cal. .... 24	950	Tooele, Utah .... 15, 17	2,000	Waukegan, Utah .... 68	.....
Sloan, Nev. .... 15	.....	Topaz, Idaho .... 64	.....	Waverly, Wash. .... 88	600
Smithfield, Utah .... 69	2,000	Topeka, Kan. 1, 2, 3, 5, 9, 13	41,886	Wawawai, Wash. .... 82	.....
Smelling, Cal. .... 60	318	Topliff, Utah .... 20	.....	Wawona, Cal. .... 61	.....
Snyder, Colo. .... 25	110	Touchet, Wash. .... 84	.....	Way, Idaho .... 64	.....
Soda Springs, Idaho 64	750	Touhy, Neb. .... 26	60	Wayne, Neb. .... 29	2,119
Sodaville, Nev. .... 54	62	Towle, Cal. .... 11	172	Weed, Cal. .... 24, 53	700
Soldier, Kan. .... 46	305	Tracy, Cal. 11, 14, 59	1,200	Weiser, Idaho .... 64, 65, 79	7,000
Soledad, Cal. .... 23	300	Tremonton, Utah .... 68	200	Weldon, Colo. .... 25	350
Solomon, Kan. 13, 40	1,400	Trenton, Utah .... 65, 66	.....	Wells, Nev. .... 11	600
Solus, Utah .... 19	.....	Tres Pinos, Cal. .... 23	300	Wellsville, Utah .... 70	1,500
Sopenah, Wash. .... 97	.....	Truax, Wash. .... 82	.....	Wendell, Idaho .... 80	.....
So. Omaha, Neb. 11, 25, 26	40,000	Truckee, Cal. 3, 11, 63	1,200	Weston, Neb. .... 26	426
South Ravenna, Neb. .... 34	.....	Tulare, Cal. .... 14, 59	350	Weston, Ore. .... 81	1,250
South Winlock, Wash. .... 97	.....	Tule Nev. .... 22	.....	West Weber, Utah 11	.....
Spadra, Cal. .... 15	.....	Tunupa, Idaho .... 64, 65	.....	Wheatland, Cal. .... 24	1,000
Spalding, Neb. .... 31	148	Turner, Wash. .... 87	.....	Wheaton, Kan. .... 46	225
Spanish Fork, Utah .... 16	3,000	Twin Falls, Idaho .... 78	5,000	Whitman, Wash. .... 84	.....
Sparks, Nev. .... 11	3,500	Tyhee, Idaho .... 66	.....	Wilcox, Ore. .... 96	.....
Sparks, Ore. .... 95	.....	<b>U</b>		Willada, Wash. .... 94	.....
Spence, Ore. .... 93	.....	Umatilla, Ore. .... 64, 91	275	Willard, Utah .... 65, 66	.....
Spencer, Idaho .... 66	.....	Umbria Jct., Utah .... 12	.....	Williams, Cal. .... 24	500
Spofford, Ore. .... 81	.....	Union, Colo. .... 25	.....	Williams, Idaho .... 66	.....
Spokane, Wash. 1, 2, 7, 13, 64, 65, 81, 91	105,000	Union, Ore. .... 65	.....	Willows, Cal. .... 24	2,000
Springington, Idaho .... 90	250	U. P. Transfer, Ia. 1, 2, 11, 15, 16, 64	.....	Winchester, Kan. .... 46	472
Spring Valley, Wyo. 11	.....	<b>V</b>		Wineville, Nev. .... 15	.....
Springville, Utah .... 16	3,422	Vale, Ore. .... 64, 65, 73	127	Winlock, Wash. .... 97	.....
Starbuck, Wash. 81, 83	750	Vallejo Jct., Cal. 11, 14	1,000	Winnemucca, Nev. 11	1,500
Starr, Utah .... 16	.....	Valley, Nev. .... 15	1,000	Winona, Wash. .... 91, 94	210
Starr's Ferry, Idaho 78	.....	Valley Falls, Kan. .... 46	1,142	Woodburn, Ore. .... 24	2,000
Stirling, Colo. .... 25	4,000	Valley Grove, Wash. 81	800	Woodin, Mont. .... 66	.....
Stewart, Nev. .... 15	.....	Valparaiso, Neb. 26, 27	.....	Woodland, Cal. .... 24	4,000
Stine, Nev. .... 15	.....	Vancouver, Wash. .... 97	.....	Woodland, Wash. .... 97	.....
Stockdale, Kan. .... 28	71	Vancouver Jct., Wash. .... 97	.....	Wood River, Neb. .... 11, 25, 64	874
Stockdale, Ore. .... 97	.....	Ventura, Cal. .... 23	3,000	Woods Cross, Utah 67	3,000
Stockton, Cal. 11, 14, 59	30,000	Verdi, Kan. .... 40	300	Woodville, Neb. .... 30	.....
Stockton, Utah .... 15, 17	300	Vernon, Utah .... 15, 17	300	Worden, Ore. .... 53	.....
Stromburg, Neb. 26	1,500	Vesper, Kan. .... 39	.....	Wright, Cal. .... 50	250
Studden, Cal. .... 23	.....	Vina, Cal. .... 24	300	Wyo, Cal. .... 24	.....
Sugar Factory, Utah 70	.....	Vining, Kan. .... 38	88	<b>Y</b>	
Suisun, Cal. .... 11, 24	1,200	Virginia, Idaho .... 65, 66	.....	Yanka, Neb. .... 26	.....
Sulphur, Wash. .... 86	.....	<b>W</b>		Yellowstone Pk., Wyo. .... 13, 75	.....
Summit, Cal. .... 12	.....	Wabash, Wash. .... 97	.....	Yelm, Wash. .... 97	.....
Sumner, Neb. .... 35	345	Wabuska, Nev. .... 54	100	Yolo, Cal. .... 24	300
Sumner, Wash. .... 97	.....	Wagner, Nev. .... 22	.....	Yosemite, Cal. .... 4	.....
Sunset, Wash. .... 94	100	Wahoo, Neb. .... 26	2,683	Yosemite Valley, Cal. .... 14	.....
Surf, Cal. .... 23	.....	Wahsatch, Utah .... 11	.....	Yutan, Neb. .... 26	300
Sutherland, Neb. .... 25	500	Waitsburg, Wash. .... 87	1,850	<b>Z</b>	
Swan Lake, Idaho 65, 66	.....	Wakeeney, Kan. .... 13	804	Zenda, Utah .... 15	.....
				Zumwalt, Wash. .... 83	.....

# American Express Company

Operates the

## EXPRESS BUSINESS

UPON THE

# UNION PACIFIC

AND IN ALL UPON 53,000 MILES OF LINES IN THE UNITED STATES AND CANADA, INCLUDING THE RECENTLY ACQUIRED LINES OF THE UNION PACIFIC RAILROAD.

## TRAVELERS CHEQUES

are forms of money credits originated by the American Express Company in 1891, for the especial protection and convenience of Americans in paying their traveling expenses abroad. The Cheques are issued in denominations of \$10, \$20, \$50, \$100 and \$200, and show at a glance the corresponding value in foreign moneys which the traveler will receive in return for his American dollar, without discount or commission, from the Company's Agents and correspondents throughout the world; and being received by hotels of the better class, steamship companies, and by merchants, shopkeepers and others in settlement of accounts, fares, etc., travelers avoid loss of time in visiting banks to obtain funds for such expenses, as well as escaping the annoyance resulting from inability to obtain money from banks on Sundays, Holidays or Fete days, or before or after business hours.

Travelers Letters of Credit issued, available in all parts of the world.

Sight Drafts drawn on, and Cable and Telegraphic Transfers of money made to, all parts of the world. Foreign Money bought and sold.

Mail Matter of travelers abroad may be addressed, for delivery or re-forwarding, to care American Express Company at its Offices named below. Reading and Writing Rooms at London and Paris Offices for use of patrons.

Tickets via all European Railways, sold by this Company. Rates and estimates of cost furnished by Company's Agents in the United States, Canada and Europe.

Storage, Insurance and Forwarding of Baggage, etc., arranged for at all offices in Europe.

## FOREIGN SHIPPING DEPARTMENT

The American Express Company forwards Express Shipments of Merchandise, Parcels, Baggage, Valuables and Securities and Freight Consignments in small or carload lots, by every class of service, to or from all Foreign Countries and the United States and Canada. With its Offices in Europe, and Shipping and Banking Correspondents at all Principal Cities and Ports of the Commercial World, this Company possesses facilities and advantages which enable it to give the best and quickest Foreign Express and Freight service.

Further Information can be obtained at any Agency of the Company, or upon application by letter to its offices at

NEW YORK: 65 Broadway.

BOSTON: 43 Franklin Street.

LONDON: } 6 Haymarket.

LIVERPOOL: 10 James Street.

GLASGOW: 30 Gordon Street.

SOUTHAMPTON: 25 Oxford Street.

ROTTERDAM: 17 Gedempte Ghisaven.

ANTWERP: 7 Qual Van Dyck.

CHICAGO: 72 Monroe Street.

PORTLAND, ORE.: Seventh and Stark Streets.

PARIS: 11 Rue Scribe.

HAVRE: 43 Quai d'Orleans.

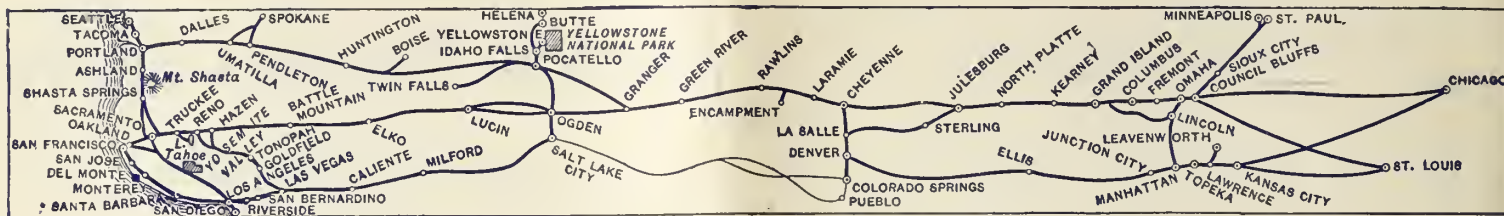
BERLIN: 65 Charlotten Strasse.

HAMBURG: 8 Alsterdamm.

BREMEN: 139 Am Wall.

ROME: Piazza Venezia.

GENOA: 17 Piazza Nunziata.



## CONDENSED TIME TABLES

Table 1.

Table 2.

WESTBOUND				EASTBOUND										
ROUTE	TIME	S. Fra. & Jap. Limit'd 1-D'y	China & Jap. Fast Mail 3-D'y	Oregon Exp. 3-5-Daily	Oregon Wash. 17-D'y	Los Ang.'s Limit'd 7-D'y	ROUTE	TIME	S. Fra. Overland 2-D'y	Atlantic Exp. 4-D'y	Oregon Exp. 6-10-Daily	Oregon Wash. Ltd. 18-D'y	China & Jap. Fast Mail 10-D'y	Los Ang.'s Limit'd 8-D'y
Lv. Chicago.....Ill.	C. & N. W.	C	7.00	10.45	10.45	10.16	Lv. Seattle.....Wash.	O. & W.	P					
Ar. Council Bluffs..Ia.	"	C	7.20	3.05	3.05	12.05	Lv. Tacoma.....Wash.	"	P			11.00	11.45	
Ar. Omaha.....Neb.	"	C	7.45	3.28	3.28	12.30	Lv. Portland.....Ore.	O. R. & N.	P			8.00	10.00	
Lv. Chicago.....Ill.	CM & St. P.	C	7.00	10.10	10.10	7.00	Lv. Spokane.....Wash.	"	P			6.00	7.00	
Ar. Council Bluffs..Ia.	"	C	7.45	3.00	3.00	7.45	Ar. Huntington...Ore.	"	P			1.55	12.35	
Ar. Omaha.....Neb.	"	C	8.00	3.25	3.25	8.00	Lv. Huntington...Ore.	O. S. L.	M			3.10	1.45	
Lv. St. Louis.....Mo.	Wabash	C				9.01	Ar. Pocatello.....Idaho	"	M			3.30	11.15	
Ar. Omaha.....Neb.	"	C				9.25	Lv. Butte.....Mont.	"	M			4.00	1.30	
Lv. U.P. Transfer...Ia.	Un. Pacific	C	7.45	3.07	3.00	12.15	Lv. Silver Bow...Mont.	"	M			4.20	1.50	
Lv. Omaha.....Neb.	"	C	8.15	4.10	4.00	12.50	Lv. Marysville...Idaho	"	M			5.35		
Lv. St. Joseph.....Mo.	St. J & G I	C	8.20	9.45	9.45		Lv. Idaho Falls...Idaho	"	M			11.35	9.28	
Ar. Grand Island...Neb.	"	C	7.50	8.15	8.15		Lv. Pocatello.....Idaho	"	M			3.50	11.35	
Lv. Grand Island...Neb.	Un. Pacific	C	12.10	8.50	8.35	4.50	Ar. Ogden.....Utah	"	M			8.00	3.40	
Ar. North Platte...Neb.	"	C	4.20	1.45	1.10	8.30	Lv. Pocatello...Idaho	"	M			5.00	11.30	
Lv. North Platte...Neb.	"	M	3.25	12.55	12.20	7.40	Ar. Green River...Wyo.	Un. Pacific	M			2.00	7.00	
Ar. Julesburg.....Colo.	"	M	5.44	4.15	3.45	10.00	Lv. Los Angeles...Cal.	S. P., C. L.	P	2.30	8.00		6.15	
Lv. Julesburg.....Colo.	"	M					Lv. Los Angeles...Cal.	So. Pacific	P	6.00			9.00	
Ar. DENVER.....Colo.	"	M					Lv. San Francisco...Cal.	"	P	10.40	9.00		9.00	
Lv. Julesburg.....Colo.	"	M	5.44	4.15	3.45	10.00	Lv. Sacramento...Cal.	"	P	2.15	12.50		12.45	
Ar. Cheyenne.....Wyo.	"	M	10.35	10.50	10.25	2.45	Ar. Ogden.....Utah	"	M	2.10	5.35		7.00	
Lv. St. Louis.....Mo.	Wabash	C	2.15	11.31	11.31	2.15	Lv. Los Angeles...Cal.	SPLA&SL	M			2.00	8.00	10.30
Ar. Kansas City...Mo.	"	C	9.40	7.31	7.31	9.40	Ar. SALT LAKE...Utah	"	M			3.30	6.30	11.40
Lv. Kansas City...Mo.	Un. Pacific	C	10.15	10.05	10.05	10.15	Lv. SALT LAKE...Utah	O. S. L.	M	1.00	5.15		7.10	11.55
Ar. Lawrence.....Kan.	"	C	11.15	11.08	11.08	11.15	Lv. Ogden.....Utah	Un. Pacific	M	2.30	6.50		8.35	1.05
Lv. Leavenworth...Kan.	"	C	8.40	8.20	8.20	8.40	Ar. Green River...Wyo.	"	M	9.15	2.05		3.20	7.45
Ar. Lawrence.....Kan.	"	C	6.30	10.55	10.55	6.30	Lv. Green River...Wyo.	"	M	9.25	2.25	2.10	7.10	3.30
Lv. Lawrence.....Kan.	"	C	11.15	11.08	11.08	11.15	Ar. Cheyenne.....Wyo.	"	M	8.15	1.10	12.55	5.20	2.15
Lv. Topeka.....Kan.	"	C	11.55	11.50	11.50	11.55	Lv. Cheyenne.....Wyo.	"	M	8.35	1.30	5.30	5.30	8.35
Ar. Ellis.....Kan.	"	C	6.40	7.55	7.55	6.40	Ar. DENVER.....Colo.	"	M	11.35	5.00	9.30	9.30	11.35
Lv. Ellis.....Kan.	"	M	5.55	7.05	7.05	5.55	Lv. DENVER.....Colo.	"	M	12.40	7.30	10.30	12.40	10.30
Ar. DENVER.....Colo.	"	M	4.05	6.30	6.30	4.05	Lv. Ellis.....Kan.	"	M	10.30	5.30	9.55	10.30	9.55
Lv. DENVER.....Colo.	"	M	7.05	7.30	7.30	7.05	Lv. Topeka.....Kan.	"	C	11.35	6.40	11.05	11.35	11.05
Ar. Cheyenne.....Wyo.	"	M	10.35	10.45	10.45	10.35	Lv. Lawrence.....Kan.	"	C	6.50	1.45	6.20	6.50	6.20
Lv. Cheyenne.....Wyo.	"	M	10.50	11.05	11.00	3.00	Ar. Lawrence.....Kan.	"	C	7.35	2.35	7.05	7.35	7.05
Ar. Green River...Wyo.	"	M	9.00	10.55	10.20	12.30	Lv. Lawrence.....Kan.	"	C	8.90	8.25	8.90	8.90	8.25
Lv. Green River...Wyo.	"	M	9.05	11.05	10.55	10.15	Ar. Leavenworth...Kan.	"	C	11.55	4.15	11.55	11.55	11.55
Ar. Ogden.....Utah	"	M	3.20	5.45	5.35	3.35	Lv. Lawrence.....Kan.	"	C	7.35	2.35	7.05	7.35	7.05
Lv. SALT LAKE...Utah	O. S. L.	M	4.30	7.35	7.35	4.45	Ar. Kansas City...Mo.	"	C	8.35	3.45	8.05	8.35	8.05
Ar. SALT LAKE...Utah	SPLA&SL	M		11.50	3.00	5.00	Lv. Kansas City...Mo.	Wabash	C	9.30	9.00	9.30	9.30	9.30
Lv. Los Angeles...Cal.	"	P		8.00	2.50	4.30	Ar. St. Louis...Mo.	"	C	5.28	7.00	5.28	5.28	5.28
Lv. Ogden.....Utah	So. Pacific	M	3.40	6.30			Lv. Cheyenne...Wyo.	Un. Pacific	M	8.30	1.25	1.05	5.35	2.30
Ar. Sacramento...Cal.	"	M	2.00	10.45			Ar. Julesburg...Colo.	"	M	12.12	6.26	5.20	9.02	6.11
Lv. San Francisco...Cal.	"	P	5.28	2.48			Lv. DENVER...Colo.	"	M				10.30	
Ar. Los Angeles...Cal.	"	P	8.15	7.05			Ar. Julesburg...Colo.	"	M				4.35	
Lv. Los Angeles...Cal.	S. P., C. L.	P		8.45			Lv. Julesburg...Colo.	"	M	12.12	6.26	5.20	9.02	6.11
Ar. Green River...Wyo.	Un. Pacific	M			10.45	12.40	Ar. North Platte...Neb.	"	M	2.10	9.10	7.50	11.15	8.15
Lv. Pocatello...Idaho	O. S. L.	M			6.50	8.15	Ar. North Platte...Neb.	"	C	3.15	10.20	9.00	12.20	9.25
Lv. Ogden.....Utah	"	M			1.15	3.50	Ar. Grand Island...Neb.	"	C	7.10	2.45	12.55	4.10	1.15
Ar. Pocatello...Idaho	"	M			6.30	8.05	Lv. Grand Island...Neb.	"	C	9.15	7.00		9.15	7.00
Lv. Idaho Falls...Idaho	"	M			8.55	10.25	Ar. St. Joseph...Mo.	St. J & G I	C	7.30	4.45		7.30	7.30
Ar. Marysville...Idaho	"	M			11.45		Ar. Omaha...Neb.	Un. Pacific	C	11.30	6.45	5.10	8.20	5.45
Lv. Silver Bow...Mont.	"	M			4.50	8.40	Lv. U. P. Transfer...Ia.	"	C	11.59	7.15	8.00	9.25	6.15
Ar. Butte.....Mont.	"	M			5.10	7.00	Lv. Omaha...Neb.	Wabash	C				6.30	
Lv. Pocatello...Idaho	"	M			7.25	8.50	Ar. St. Louis...Mo.	"	C	11.45	7.51	6.00	11.45	6.00
Ar. Huntington...Ore.	O. R. & N.	M			8.35	8.40	Lv. Omaha...Neb.	CM & St. P.	C	12.09	8.47	6.25	12.09	6.25
Lv. Huntington...Ore.	"	M			5.50	5.50	Ar. Council Bluffs..Ia.	"	C	1.00	8.45	8.00	1.00	8.00
Ar. Spokane.....Wash.	"	P			12.45	8.00	Ar. Chicago.....Ill.	"	C	1.00	8.45	8.00	1.00	8.00
Lv. Portland.....Ore.	"	P			10.30	8.00	Lv. Omaha...Neb.	C. & N. W.	C	11.45	7.00	8.05	8.50	6.05
Ar. Tacoma.....Wash.	O. & W.	P			8.00	5.50	Ar. Council Bluffs..Ia.	"	C	12.09	7.25	6.30	9.15	6.30
Lv. Seattle.....Wash.	"	P			9.20	7.15	Ar. Chicago.....Ill.	"	C	1.00	8.50	8.30	11.20	8.30

B--Daily except Sunday.

C--Central Time.

M--Mountain Time.

P--Pacific Time.

|| Meats.

# UNION PACIFIC

## CONDENSED TIME AND EQUIPMENT

### No. 1. SAN FRANCISCO OVERLAND LIMITED--GOING WEST EVERY DAY

#### ELECTRIC LIGHTED

Lv. Chicago	C. & N. W.	7.00	Sun.	Mon.	Tues.	Wed.	Thu.	Fri.	Sat.
Lv. Chicago	C. M. & St. P.	7.00							
Lv. Omaha	Un. Pacific	8.15	Mon.	Tues.	Wed.	Thu.	Fri.	Sat.	Sun.
Lv. Kansas City		10.15	Sun.	Mon.	Tue.	Wed.	Thu.	Fri.	Sat.
Lv. DENVER		7.05	Mon.	Tues.	Wed.	Thu.	Fri.	Sat.	Sun.
Ar. Ogden		3.20	Tues.	Wed.	Thu.	Fri.	Sat.	Sun.	Mon.
Ar. SALT LAKE	O. S. L.	4.30							
Ar. SAN FRANCISCO	So. Pacific	5.28	Wed.	Thu.	Fri.	Sat.	Sun.	Mon.	Tues.
Ar. LOS ANGELES		8.15	Thu.	Fri.	Sat.	Sun.	Mon.	Tues.	Wed.

Composite Observation Car. } Chicago to San Francisco, via C. & N. W. and C. M. & St. P., U. P., and So. Pac.  
 Pullman Drawing-Room and Compartment Sleeping Cars. } Chicago to San Francisco via C. & N. W. and C. M. & St. P., U. P., and So. Pac.  
 Dining Car. } Chicago, and Omaha to San Francisco and Denver

#### PICKING UP AT CHEYENNE

Pullman Drawing-Room Sleeping Car. } St. Louis to San Francisco, via Wabash, U. P. and So. Pacific (on No. 101, to Cheyenne).

Connecting at Tracy via Sacramento for Los Angeles via Valley Line.

Interstate passengers carried only.

### No. 7. LOS ANGELES LIMITED--GOING WEST EVERY DAY.

#### ELECTRIC LIGHTED

Lv. Chicago	C. & N. W.	10.18	Sun.	Mon.	Tues.	Wed.	Thu.	Fri.	Sat.
Ar. Omaha	"	12.30	Mon.	Tues.	Wed.	Thu.	Fri.	Sat.	Sun.
Lv. Omaha	Un. Pacific	12.45							
Ar. Cheyenne	"	1.05	Tues.	Wed.	Thu.	Fri.	Sat.	Sun.	Mon.
Lv. DENVER	"	7.05	Mon.	Tues.	Wed.	Thu.	Fri.	Sat.	Sun.
Lv. Cheyenne	"	1.20	Tues.	Wed.	Thu.	Fri.	Sat.	Sun.	Mon.
Ar. Ogden	"	3.55							
Lv. Ogden	O. S. L.	3.50							
Ar. SALT LAKE	"	4.45							
Lv. SALT LAKE	SPLA & SL	5.00							
Ar. LOS ANGELES	"	4.30	Wed.	Thu.	Fri.	Sat.	Sun.	Mon.	Tues.

Composite Observation Car. } Chicago to Los Angeles via C. & N. W., U. P., O. S. L. and S. P. L. A. & S. L.  
 Pullman Drawing-Room and Compartment Sleeping Cars. } Chicago to Los Angeles, via C. & N. W., U. P., O. S. L. and S. P. L. A. & S. L.  
 Pullman Tourist Sleeping Car } Chicago to Los Angeles, via C. & N. W., U. P., O. S. L. and S. P. L. A. & S. L.  
 Free Reclining Chair Car. } Cheyenne to Salt Lake.  
 Dining Car. } Chicago to Los Angeles.

#### PICKING UP AT CHEYENNE

Pullman Drawing-Room and Compartment Sleeping Car } Denver to Los Angeles via U. P., O. S. L., and S. P. L. A. & S. L.

### No. 17. OREGON-WASHINGTON LIMITED--GOING WEST EVERY DAY

#### ELECTRIC LIGHTED

Lv. Chicago	C. & N. W.	10.18	Sun.	Mon.	Tue.	Wed.	Thu.	Fri.	Sat.
Lv. Omaha	Un. Pacific	12.50	Mon.	Tue.	Wed.	Thu.	Fri.	Sat.	Sun.
Lv. DENVER		7.05	Mon.	Tue.	Wed.	Thu.	Fri.	Sat.	Sun.
Lv. Cheyenne		3.00	Tue.	Wed.	Thu.	Fri.	Sat.	Sun.	Mon.
Ar. Portland	O. R. & N.	8.00	Wed.	Thu.	Fri.	Sat.	Sun.	Mon.	Tue.
Ar. Seattle	O. & W.	7.15	Thu.	Fri.	Sat.	Sun.	Mon.	Tue.	Wed.

Composite Observation Car } Chicago to Omaha, Omaha to Portland.  
 Pullman Drawing-Room and Compartment Sleeping Car. } Chicago to Portland, via C. & N. W., U. P., O. S. L., and O. R. & N. Co.  
 Pullman Tourist Sleeping Car. } Chicago to Seattle, via C. & N. W., U. P., O. S. L., O. R. & N. Co. and O. & W.  
 Chair Car, electric lighted. } Omaha to Cheyenne.  
 Dining Car Service } Chicago to Portland.

#### PICKING UP AT CHEYENNE

Pullman Drawing-Room Sleeping Car. } Denver to Seattle, via U. P., O. S. L., and O. R. & N. Co., and O. & W. (on No. 101, The St. Louis-Colorado Limited, Denver to Cheyenne).  
 Pullman Tourist Car. } Kansas City to Green River.

### No. 13. THE COLORADO SPECIAL--GOING WEST EVERY DAY

#### ELECTRIC LIGHTED

This train does not wait for any connection at Omaha.

Lv. Chicago	C. M. & St. P.	10.30	Sun.	Mon.	Tues.	Wed.	Thu.	Fri.	Sat.
Lv. Omaha	Un. Pacific	11.48							
Ar. DENVER		1.30	Mon.	Tues.	Wed.	Thu.	Fri.	Sat.	Sun.

Observation Car. } Chicago to Omaha, via C. M. & St. P.  
 Pullman Drawing-Room and Compartment Sleeping Cars. } Chicago to Denver, via C. M. & St. P. and U. P.  
 Free Reclining Chair Cars. } Chicago to Denver, via C. M. & St. P. and U. P.  
 Dining Car Service. } Chicago to Denver.  
 Observation Pullman Standard Sleeping Car. } Omaha to Denver  
 This Sleeper will be open at 9:30 p. m.

# UNION PACIFIC

## CONDENSED TIME AND EQUIPMENT

### No. 11. THE DENVER SPECIAL--GOING WEST EVERY DAY

#### ELECTRIC LIGHTED

This train does not wait for any connection at Omaha.

Lv. Chicago	C. & N. W.	6.00	Sun.	Mon.	Tues.	Wed.	Thu.	Fri.	Sat.
Lv. Omaha	Un. Pacific	6.47	Mon.	Tues.	Wed.	Thu.	Fri.	Sat.	Sun.
Ar. DENVER		8.30							

Pullman Drawing-Room and Compartment Sleeping Cars. } Chicago to Denver, via C. & N. W. and U. P.  
 Free Reclining Chair Cars. } Chicago to Denver, via C. & N. W. and U. P.  
 Dining Car Service. } Chicago to Denver.  
 Observation Pullman Standard Sleeping Car. } Chicago to Denver.

### No. 101. THE ST. LOUIS-COLORADO LIMITED--GOING WEST EVERY DAY

#### ELECTRIC LIGHTED

Lv. St. Louis	Wabash	2.15	Sun.	Mon.	Tues.	Wed.	Thu.	Fri.	Sat.
Lv. Kansas City	Un. Pacific	10.15							
Ar. DENVER	"	4.05	Mon.	Tues.	Wed.	Thu.	Fri.	Sat.	Sun.
Lv. DENVER	"	7.05							
Ar. Ogden	"	3.55	Tues.	Wed.	Thu.	Fri.	Sat.	Sun.	Mon.
Ar. SALT LAKE	O. S. L.	4.45							
Ar. Portland	O. R. & N.	8.00	Wed.	Thu.	Fri.	Sat.	Sun.	Mon.	Tues.
Ar. Seattle	O. & W.	7.15	Thu.	Fri.	Sat.	Sun.	Mon.	Tues.	Wed.
Ar. SAN FRANCISCO	So. Pacific	5.28	Wed.	Thu.	Fri.	Sat.	Sun.	Mon.	Tues.
Ar. LOS ANGELES	"	8.15	Thu.	Fri.	Sat.	Sun.	Mon.	Tues.	Wed.

Observation Sleeping Car. } St. Louis to Denver.  
 Denver to Seattle (on The Oregon-Washington Limited, Cheyenne to Seattle).  
 Pullman Drawing-Room Sleeping Car } Denver to Los Angeles (No. 7 "Los Angeles Limited" Cheyenne to Los Angeles).  
 St. Louis to San Francisco, (No. 1, San Francisco Overland Limited, Cheyenne to San Francisco).  
 Kansas City to Denver.  
 Chair Car } St. Louis to Cheyenne.  
 Dining Car Service. } St. Louis to San Francisco, Los Angeles and Portland.

St. Louis passengers en route to Portland transfer from sleeper to sleeper at Denver. Chair Car passengers for Portland transfer to Oregon-Washington Limited and chair car passengers for San Francisco transfer to China and Japan Fast Mail at Cheyenne.

### No. 109. THE DENVER LIMITED.

Lv. Kansas City	Un. Pacific	6.00	Sun.	Mon.	Tues.	Wed.	Thu.	Fri.	Sat.
Ar. DENVER	"	12.05	Mon.	Tues.	Wed.	Thu.	Fri.	Sat.	Sun.
Ar. Cheyenne	"	8.35							

Pullman Drawing-Room Sleeper. } Kansas City to Denver.  
 Buffet Parlor Car. } Denver to Cheyenne.  
 Pullman Tourist Sleeping Car. } Kansas City to Green River. (On No. 17, Cheyenne to Green River.)  
 Free Reclining Chair Car. } Kansas City to Denver.  
 Day Coach. } Kansas City to Denver, Denver to Cheyenne  
 Dining Car Service. } Kansas City to Denver.

From Leavenworth—daily, except Sunday.

Motor Car. } Leavenworth to Lawrence.

Same equipment from Lawrence as from Kansas City.

### No. 5. THE OREGON EXPRESS--GOING WEST EVERY DAY

Lv. Chicago	C. & N. W.	10.45	Sun.	Mon.	Tues.	Wed.	Thu.	Fri.	Sat.
Lv. Omaha	Un. Pacific	4.00	Mon.	Tues.	Wed.	Thu.	Fri.	Sat.	Sun.
Lv. DENVER	"	7.30	Tues.	Wed.	Thu.	Fri.	Sat.	Sun.	Mon.
Lv. Cheyenne	"	11.00							
Ar. Green River	"	10.20							
Ar. Ogden	"	5.35	Wed.	Thu.	Fri.	Sat.	Sun.	Mon.	Tue.
Ar. Salt Lake	O. S. L.	7.35							
Lv. SALT LAKE	SPLA & SL	3.00							
Ar. LOS ANGELES	"	2.30	Thur.	Fri.	Sat.	Sun.	Mon.	Tues.	Wed.
Ar. Portland	O. R. & N.	10.30							

Pullman Drawing-Room Sleeping Cars. } Chicago to Omaha; Omaha to Portland via C. & N. W., U. P., O. S. L., and O. R. & N. Co.  
 Chicago to Los Angeles via C. & N. W., U. P., O. S. L. and S. P. L. A. & S. L.  
 Pullman Tourist Sleeping Car. } Chicago to Portland, via C. & N. W., U. P., O. S. L., and O. R. & N. Co.  
 Chair Car. } Chicago to Portland, via C. & N. W., U. P., O. S. L., and O. R. & N. Co.  
 Day Coaches. } Chicago to Omaha, Omaha to Portland, via C. & N. W., U. P., O. S. L., and O. R. & N. Co., also Omaha to Ogden.  
 Dining Car Service. } Chicago to Portland.

#### PICKING UP AT CHEYENNE

Pullman Tourist Sleeping Car. } Kansas City to Los Angeles.  
 Pullman Drawing-Room Sleeping Car. } Kansas City to Salt Lake.  
 Chair Car. } Denver to Salt Lake.



# UNION PACIFIC

## CONDENSED TIME AND EQUIPMENT

### No. 3. THE CHINA AND JAPAN FAST MAIL--GOING WEST EVERY DAY

Lv. Chicago	C. & N. W.	10.45	Sun.	Mon.	Tues.	Wed.	Thu.	Fri.	Sat.
Lv. Chicago	CM & St. P	10.10							
Lv. Omaha	Un. Pacific	4.10	Mon.	Tues.	Wed.	Thu.	Fri.	Sat.	Sun.
Lv. DENVER	"	7.30	Tues.	Wed.	Thu.	Fri.	Sat.	Sun.	Mon.
Ar. Ogden	"	5.45	Wed.	Thu.	Fri.	Sat.	Sun.	Mon.	Tue.
Ar. SALT LAKE	O. S. L.	7.35							
Ar. Los Angeles	SPLA & SL	8.00	Fri.	Sat.	Sun.	Mon.	Tue.	Wed.	Thu.
Ar. San Francisco	So. Pacific	2.48	Thu.	Fri.	Sat.	Sun.	Mon.	Tue.	Wed.
Ar. Los Angeles	C. L.	8.45	Fri.	Sat.	Sun.	Mon.	Tue.	Wed.	Thu.

Pullman Drawing-Room Sleeping Cars. } Chicago to San Francisco, via C. & N. W. and C. M. & St. P., U. P. and So. Pac.

Pullman Tourist Sleeping Cars.

\*Chicago to San Francisco and Los Angeles, via C. & N. W., C. M. & St. P., U. P., and So. Pac. Kansas City to Los Angeles via U. P., O. S. L. and S. P. L. A. & S. L.

Day Coaches.

Chicago to Omaha, Omaha to Ogden, Ogden to San Francisco, via C. & N. W., and C. M. & St. P., U. P. and So. Pac.

Dining Car Service.

Omaha to Cheyenne.  
Chicago to San Francisco and Los Angeles.

Connecting at Cheyenne with through equipment from Kansas City.

\* Cars leaving Omaha on Monday run to Oakland only.

### No. 103. THE CHINA & JAPAN FAST MAIL--GOING WEST EVERY DAY

Lv. Kansas City	Un. Pacific	10.05	Sun.	Mon.	Tues.	Wed.	Thu.	Fri.	Sat.
Lv. DENVER <td>"</td> <td>7.30</td> <td>Mon.</td> <td>Tues.</td> <td>Wed.</td> <td>Thu.</td> <td>Fri.</td> <td>Sat.</td> <td>Sun.</td>	"	7.30	Mon.	Tues.	Wed.	Thu.	Fri.	Sat.	Sun.
Ar. Ogden <td>"</td> <td>5.45</td> <td>Tues.</td> <td>Wed.</td> <td>Thu.</td> <td>Fri.</td> <td>Sat.</td> <td>Sun.</td> <td>Mon.</td>	"	5.45	Tues.	Wed.	Thu.	Fri.	Sat.	Sun.	Mon.
Ar. SALT LAKE <td>O. S. L.</td> <td>7.35</td> <td></td> <td></td> <td></td> <td></td> <td></td> <td></td> <td></td>	O. S. L.	7.35							
Ar. San Francisco <td>So. Pacific</td> <td>2.48</td> <td>Wed.</td> <td>Thu.</td> <td>Fri.</td> <td>Sat.</td> <td>Sun.</td> <td>Mon.</td> <td>Tue.</td>	So. Pacific	2.48	Wed.	Thu.	Fri.	Sat.	Sun.	Mon.	Tue.
Ar. Los Angeles <td>SPLA &amp; SL</td> <td>8.00</td> <td>Thu.</td> <td>Fri.</td> <td>Sat.</td> <td>Sun.</td> <td>Mon.</td> <td>Tue.</td> <td>Wed.</td>	SPLA & SL	8.00	Thu.	Fri.	Sat.	Sun.	Mon.	Tue.	Wed.

Pullman Drawing-Room Sleeping Car. } Kansas City to Denver and Salt Lake City.

Pullman Tourist Sleeping Car.

Kansas City to Los Angeles.

Free Reclining Chair Car.

Kansas City to Ellis.

Day Coaches.

Kansas City to Denver and Salt Lake.

Dining Car.

Kansas City to Denver and Cheyenne.

Kansas City to Salina.

Kansas City to Ellis.

Connecting at Cheyenne with through equipment from Council Bluffs and Omaha for Ogden, Salt Lake, San Francisco, and Los Angeles.

### No. 15. THE COLORADO EXPRESS--GOING WEST EVERY DAY

Lv. Chicago	C. & N. W.	10.45	Sun.	Mon.	Tues.	Wed.	Thu.	Fri.	Sat.
Lv. Chicago <td>CM &amp; St. P</td> <td>10.10</td> <td></td> <td></td> <td></td> <td></td> <td></td> <td></td> <td></td>	CM & St. P	10.10							
Lv. Omaha <td>Un. Pacific</td> <td>3.50</td> <td>Mon.</td> <td>Tues.</td> <td>Wed.</td> <td>Thu.</td> <td>Fri.</td> <td>Sat.</td> <td>Sun.</td>	Un. Pacific	3.50	Mon.	Tues.	Wed.	Thu.	Fri.	Sat.	Sun.
Ar. DENVER <td>"</td> <td>7.35</td> <td>Tues.</td> <td>Wed.</td> <td>Thu.</td> <td>Fri.</td> <td>Sat.</td> <td>Sun.</td> <td>Mon.</td>	"	7.35	Tues.	Wed.	Thu.	Fri.	Sat.	Sun.	Mon.

Pullman Drawing-Room Sleeping Cars. } Chicago to Denver, via C. & N. W. and C. M. & St. P. and U. P.

Pullman Tourist Sleeping Cars.

Wednesday from Minneapolis and St. Paul and Thursday from Omaha to Los Angeles via C., St. P., M. & O., U. P., D. & R.G. and S. P. L. A. & S. L. Daily Omaha to Denver.

Free Reclining Chair Cars

Chicago to Denver, via C. & N. W., C. M. & St. P. and U. P.

Dining Car Service.

Chicago to Denver.

### NO. 2. SAN FRANCISCO OVERLAND LIMITED--GOING EAST EVERY DAY

#### ELECTRIC LIGHTED

Lv. Los Angeles	So. Pacific	6.00	Sun.	Mon.	Tue.	Wed.	Thu.	Fri.	Sat.
Lv. San Francisco <td>"</td> <td>10.40</td> <td>Mon.</td> <td>Tue.</td> <td>Wed.</td> <td>Thu.</td> <td>Fri.</td> <td>Sat.</td> <td>Sun.</td>	"	10.40	Mon.	Tue.	Wed.	Thu.	Fri.	Sat.	Sun.
Lv. SALT LAKE <td>O. S. L.</td> <td>1.00</td> <td>Tue.</td> <td>Wed.</td> <td>Thu.</td> <td>Fri.</td> <td>Sat.</td> <td>Sun.</td> <td>Mon.</td>	O. S. L.	1.00	Tue.	Wed.	Thu.	Fri.	Sat.	Sun.	Mon.
Lv. Ogden <td>Un. Pacific</td> <td>2.30</td> <td></td> <td></td> <td></td> <td></td> <td></td> <td></td> <td></td>	Un. Pacific	2.30							
Lv. Green River <td>"</td> <td>9.25</td> <td></td> <td></td> <td></td> <td></td> <td></td> <td></td> <td></td>	"	9.25							
Ar. DENVER <td>"</td> <td>11.35</td> <td>Wed.</td> <td>Thu.</td> <td>Fri.</td> <td>Sat.</td> <td>Sun.</td> <td>Mon.</td> <td>Tue.</td>	"	11.35	Wed.	Thu.	Fri.	Sat.	Sun.	Mon.	Tue.
Ar. Kansas City <td>"</td> <td>8.35</td> <td>Thu.</td> <td>Fri.</td> <td>Sat.</td> <td>Sun.</td> <td>Mon.</td> <td>Tue.</td> <td>Wed.</td>	"	8.35	Thu.	Fri.	Sat.	Sun.	Mon.	Tue.	Wed.
Ar. Omaha <td>"</td> <td>11.30</td> <td>Wed.</td> <td>Thu.</td> <td>Fri.</td> <td>Sat.</td> <td>Sun.</td> <td>Mon.</td> <td>Tue.</td>	"	11.30	Wed.	Thu.	Fri.	Sat.	Sun.	Mon.	Tue.
Ar. Chicago <td>C.M.&amp;St.P.</td> <td>1.00</td> <td>Thu.</td> <td>Fri.</td> <td>Sat.</td> <td>Sun.</td> <td>Mon.</td> <td>Tue.</td> <td>Wed.</td>	C.M.&St.P.	1.00	Thu.	Fri.	Sat.	Sun.	Mon.	Tue.	Wed.
Ar. Chicago <td>C. &amp; N. W.</td> <td>1.00</td> <td></td> <td></td> <td></td> <td></td> <td></td> <td></td> <td></td>	C. & N. W.	1.00							

Composite Observation Car. } San Francisco to Chicago via So. Pac., U. P. and C. & N. W., and C. M. & St. P.

Pullman Drawing Room and Compartment Sleeping Cars. } San Francisco to Chicago, via So. Pac., U. P., C. & N. W. and C. M. & St. P.

Pullman Drawing Room Sleeping Car. } San Francisco to St. Louis via So. Pac., U. P. and Wabash, (No. 102 Cheyenne to Kansas City.)

Dining Car Service. } San Francisco to Kansas City, Omaha and Chicago

Connection at Oakland Pier with "Owl Limited" from Los Angeles.

# UNION PACIFIC

## CONDENSED TIME AND EQUIPMENT

### No. 8. THE LOS ANGELES LIMITED--GOING EAST EVERY DAY.

#### ELECTRIC LIGHTED

Lv. Los Angeles	SPLA & SL	10.30	Sun.	Mon.	Tues.	Wed.	Thu.	Fri.	Sat.
Ar. SALT LAKE <td>"</td> <td>11.40</td> <td>Mon.</td> <td>Tues.</td> <td>Wed.</td> <td>Thu.</td> <td>Fri.</td> <td>Sat.</td> <td>Sun.</td>	"	11.40	Mon.	Tues.	Wed.	Thu.	Fri.	Sat.	Sun.
Lv. SALT LAKE <td>O. S. L.</td> <td>11.55</td> <td></td> <td></td> <td></td> <td></td> <td></td> <td></td> <td></td>	O. S. L.	11.55							
Ar. Ogden <td>"</td> <td>12.50</td> <td></td> <td></td> <td></td> <td></td> <td></td> <td></td> <td></td>	"	12.50							
Lv. Ogden <td>Un. Pacific</td> <td>1.05</td> <td></td> <td></td> <td></td> <td></td> <td></td> <td></td> <td></td>	Un. Pacific	1.05							
Ar. Cheyenne <td>"</td> <td>6.00</td> <td>Tues.</td> <td>Wed.</td> <td>Thu.</td> <td>Fri.</td> <td>Sat.</td> <td>Sun.</td> <td>Mon.</td>	"	6.00	Tues.	Wed.	Thu.	Fri.	Sat.	Sun.	Mon.
Ar. DENVER <td>"</td> <td>11.35</td> <td></td> <td></td> <td></td> <td></td> <td></td> <td></td> <td></td>	"	11.35							
Lv. Cheyenne <td>"</td> <td>6.10</td> <td></td> <td></td> <td></td> <td></td> <td></td> <td></td> <td></td>	"	6.10							
Ar. Omaha <td>"</td> <td>8.30</td> <td></td> <td></td> <td></td> <td></td> <td></td> <td></td> <td></td>	"	8.30							
Lv. Omaha <td>C. &amp; N. W.</td> <td>8.50</td> <td></td> <td></td> <td></td> <td></td> <td></td> <td></td> <td></td>	C. & N. W.	8.50							
Ar. Chicago <td>"</td> <td>11.20</td> <td>Wed.</td> <td>Thu.</td> <td>Fri.</td> <td>Sat.</td> <td>Sun.</td> <td>Mon.</td> <td>Tue.</td>	"	11.20	Wed.	Thu.	Fri.	Sat.	Sun.	Mon.	Tue.

Composita Observation car. } Los Angeles to Chicago via S. P. L. A. & S. L., O. S. L., U. P. and C. & N. W.

Pullman Drawing-Room and Compartment Sleeping car. } Los Angeles to Chicago via S. P. L. A. & S. L., O. S. L., U. P. and C. & N. W.

Free Reclining Chair Car. } Los Angeles to Denver via S. P. L. A. & S. L., O. S. L. and U. P., (No. 101 The St. Louis-Colorado Limited, Cheyenne to Danvar).

Pullman Tourist Sleeping car. } Salt Lake to Cheyenne.

Dining car. } Los Angeles to Chicago, via S. P. L. A. & S. L., O. S. L., U. P. and C. & N. W.

Los Angeles to Chicago.

### No. 14. THE CHICAGO SPECIAL--GOING EAST EVERY DAY.

#### ELECTRIC LIGHTED.

This train does not wait at Omaha for any connection.

Lv. DENVER	Un. Pacific	4.15	Sun.	Mon.	Tue.	Wed.	Thu.	Fri.	Sat.
Ar. Omaha <td>"</td> <td>7.42</td> <td>Mon.</td> <td>Tue.</td> <td>Wed.</td> <td>Thu.</td> <td>Fri.</td> <td>Sat.</td> <td>Sun.</td>	"	7.42	Mon.	Tue.	Wed.	Thu.	Fri.	Sat.	Sun.
Ar. Chicago <td>C.M.&amp;St.P.</td> <td>8.45</td> <td></td> <td></td> <td></td> <td></td> <td></td> <td></td> <td></td>	C.M.&St.P.	8.45							

Observation Car. } Omaha to Chicago, via C. M. & St. P.

Pullman Drawing Room Sleeping Cars } Denver to Chicago, via U. P. and C. M. & St. P.

Free Reclining Chair Cars } Denver to Chicago, via U. P. and C. M. & St. P.

Dining Car. } Denver to Omaha.

Observation Pullman Standard Sleeping Car. } Denver to Chicago.

Denver to Omaha.

### No. 102. THE ST. LOUIS--COLORADO LIMITED--GOING EAST EVERY DAY

#### ELECTRIC LIGHTED

Lv. Los Angeles	So. Pacific	6.00	Sun.	Mon.	Tues.	Wed.	Thu.	Fri.	Sat.
Lv. San Francisco <td>So. Pacific</td> <td>10.40</td> <td>Mon.</td> <td>Tue.</td> <td>Wed.</td> <td>Thu.</td> <td>Fri.</td> <td>Sat.</td> <td>Sun.</td>	So. Pacific	10.40	Mon.	Tue.	Wed.	Thu.	Fri.	Sat.	Sun.
Lv. Seattle <td>O. &amp; W.</td> <td>11.45</td> <td>Sun.</td> <td>Mon.</td> <td>Tue.</td> <td>Wed.</td> <td>Thu.</td> <td>Fri.</td> <td>Sat.</td>	O. & W.	11.45	Sun.	Mon.	Tue.	Wed.	Thu.	Fri.	Sat.
Lv. Portland <td>O. R. &amp; N.</td> <td>10.00</td> <td>Mon.</td> <td>Tue.</td> <td>Wed.</td> <td>Thu.</td> <td>Fri.</td> <td>Sat.</td> <td>Sun.</td>	O. R. & N.	10.00	Mon.	Tue.	Wed.	Thu.	Fri.	Sat.	Sun.
Lv. SALT LAKE <td>O. S. L.</td> <td>1.00</td> <td>Tues.</td> <td>Wed.</td> <td>Thu.</td> <td>Fri.</td> <td>Sat.</td> <td>Sun.</td> <td>Mon.</td>	O. S. L.	1.00	Tues.	Wed.	Thu.	Fri.	Sat.	Sun.	Mon.
Lv. Ogden <td>Un. Pacific</td> <td>2.30</td> <td></td> <td></td> <td></td> <td></td> <td></td> <td></td> <td></td>	Un. Pacific	2.30							
Ar. DENVER <td>"</td> <td>11.35</td> <td>Wed.</td> <td>Thu.</td> <td>Fri.</td> <td>Sat.</td> <td>Sun.</td> <td>Mon.</td> <td>Tue.</td>	"	11.35	Wed.	Thu.	Fri.	Sat.	Sun.	Mon.	Tue.
Ar. Leavenworth <td>"</td> <td>11.55</td> <td>Thu.</td> <td>Fri.</td> <td>Sat.</td> <td>Sun.</td> <td>Mon.</td> <td>Tue.</td> <td>Wed.</td>	"	11.55	Thu.	Fri.	Sat.	Sun.	Mon.	Tue.	Wed.
Ar. Kansas City <td>"</td> <td>8.35</td> <td></td> <td></td> <td></td> <td></td> <td></td> <td></td> <td></td>	"	8.35							
Ar. St. Louis <td>Wabash</td> <td>5.28</td> <td></td> <td></td> <td></td> <td></td> <td></td> <td></td> <td></td>	Wabash	5.28							

Observation Sleeping Car. } Denver to St. Louis.

Seattle to Denver (on No. 18, The Oregon-Washington Limited, Seattle to Denver.)

Pullman Drawing Room Sleeping Car. } San Francisco to St. Louis (On No. 2, San Francisco Overland Limited, San Francisco to Cheyenne.)

Denver to Kansas City.

Los Angeles to Denver via S. P. L. A. & S. L., O. S. L. and U. P.

Dining Car Service. } Portland, San Francisco and Los Angeles to St. Louis.

Chair Car. } Cheyenne to Kansas City and St. Louis.

### No. 18. OREGON-WASHINGTON LIMITED--GOING EAST EVERY DAY

#### ELECTRIC LIGHTED

Lv. Seattle	O. & W.	11.45	Sun.	Mon.	Tue.	Wed.	Thu.	Fri.	Sat.
Lv. Portland <td>O. R. &amp; N.</td> <td>10.00</td> <td>Mon.</td> <td>Tue.</td> <td>Wed.</td> <td>Thu.</td> <td>Fri.</td> <td>Sat.</td> <td>Sun.</td>	O. R. & N.	10.00	Mon.	Tue.	Wed.	Thu.	Fri.	Sat.	Sun.
Ar. Cheyenne <td>Un. Pacific</td> <td>5.20</td> <td>Wed.</td> <td>Thu.</td> <td>Fri.</td> <td>Sat.</td> <td>Sun.</td> <td>Mon.</td> <td>Tue.</td>	Un. Pacific	5.20	Wed.	Thu.	Fri.	Sat.	Sun.	Mon.	Tue.
Ar. DENVER <td>"</td> <td>11.35</td> <td></td> <td></td> <td></td> <td></td> <td></td> <td></td> <td></td>	"	11.35							
Ar. Kansas City <td>"</td> <td>8.35</td> <td>Thu.</td> <td>Fri.</td> <td>Sat.</td> <td>Sun.</td> <td>Mon.</td> <td>Tue.</td> <td>Wed.</td>	"	8.35	Thu.	Fri.	Sat.	Sun.	Mon.	Tue.	Wed.
Ar. St. Louis <td>Wabash</td> <td>5.28</td> <td></td> <td></td> <td></td> <td></td> <td></td> <td></td> <td></td>	Wabash	5.28							
Ar. Omaha <td>Un. Pacific</td> <td>8.20</td> <td>Wed.</td> <td>Thu.</td> <td>Fri.</td> <td>Sat.</td> <td>Sun.</td> <td>Mon.</td> <td>Tue.</td>	Un. Pacific	8.20	Wed.	Thu.	Fri.	Sat.	Sun.	Mon.	Tue.
Ar. Chicago <td>C. &amp; N. W.</td> <td>11.20</td> <td>Thu.</td> <td>Fri.</td> <td>Sat.</td> <td>Sun.</td> <td>Mon.</td> <td>Tue.</td> <td>Wed.</td>	C. & N. W.	11.20	Thu.	Fri.	Sat.	Sun.	Mon.	Tue.	Wed.

Composite Observation Car. } Portland to Omaha, Omaha to Chicago via O. R. & N.

Pullman Drawing Room and Compartment Sleeping Car. } O. S. L., U. P. and C. & N. W.

Pullman Drawing Room Sleeping Car. } Portland to Chicago, via O. R. & N., O. S. L., U. P. and C. & N. W.

Pullman Tourist Sleeping Car. } Seattle to Denver via O. & W., O. R. & N., O. S. L. and U. P.

Chair Car. } Seattle to Chicago, via O. & W., O. R. & N., O. S. L., U. P. and C. & N. W.

Dining Car Service. } Cheyenne to Omaha.

Portland to Chicago.

# UNION PACIFIC

## CONDENSED TIME AND EQUIPMENT

### No. 4. THE ATLANTIC EXPRESS--GOING EAST EVERY DAY

Lv. San Francisco	So. Pacific	9.00	Sun.	Mon.	Tue.	Wed.	Thu.	Fri.	Sat.
Lv. Los Angeles	SPLA&SL	2.00							
Ar. SALT LAKE	"	3.30	Mon.	Tue.	Wed.	Thu.	Fri.	Sat.	Sun.
Lv. SALT LAKE	O. S. L.	5.15	"	"	"	"	"	"	"
Lv. Ogden	Un. Pacific	6.50	"	"	"	"	"	"	"
Ar. DENVER	"	5.00	Tue.	Wed.	Thu.	Fri.	Sat.	Sun.	Mon.
Ar. Kansas City	"	3.45	Wed.	Thu.	Fri.	Sat.	Sun.	Mon.	Tue.
Ar. St. Louis	Wabash	7.00	Thu.	Fri.	Sat.	Sun.	Mon.	Tues.	Wed.
Ar. Omaha	Un. Pacific	6.45	Wed.	Thu.	Fri.	Sat.	Sun.	Mon.	Tues.
Ar. Chicago	C. & N. W.	8.50							

Pullman Standard Sleeping Cars.	Los Angeles to Chicago, Via S. P. L. A. & S. L., U. P., and C. & N. W.
Pullman Tourist Sleeping Car.	Salt Lake to Kansas City.
Free Reclining Chair Car.	Salt Lake City to Kansas City.
Observation Parlor Car.	Salt Lake to Denver and Omaha to Chicago.
Day Coaches.	Omaha to Chicago.
Dining Car.	Ogden to Evanston.
	Ogden and Cheyenne to Council Bluffs.
	Green River to North Platte.

### No. 10. THE CHINA AND JAPAN FAST MAIL--GOING EAST EVERY DAY

Lv. Los Angeles	So. Pacific	2.30	Sun.	Mon.	Tue.	Wed.	Thu.	Fri.	Sat.
Lv. San Francisco	"	9.00	Mon.	Tues.	Wed.	Thu.	Fri.	Sat.	Sun.
Lv. SALT LAKE	O. S. L.	7.10	Wed.	Thu.	Fri.	Sat.	Sun.	Mon.	Tues.
Lv. Ogden	Un. Pacific	8.35	"	"	"	"	"	"	"
Ar. DENVER	"	9.30	Thu.	Fri.	Sat.	Sun.	Mon.	Tue.	Wed.
Ar. Kansas City	"	8.05	Fri.	Sat.	Sun.	Mon.	Tues.	Wed.	Thu.
Ar. Omaha	"	5.45	Thu.	Fri.	Sat.	Sun.	Mon.	Tues.	Wed.
Ar. Chicago	C. M. & St. P.	8.00	Fri.	Sat.	Sun.	Mon.	Tues.	Wed.	Thu.
Ar. Chicago	C. & N. W.	8.30							

Pullman Drawing Room Sleeping Cars.	San Francisco to Chicago, via S. P., U. P., C. & N. W., and C. M. & St. P.
Pullman Tourist Sleeping Cars	* Los Angeles and San Francisco to Chicago via S. P., U. P., C. & N. W., and C. M. & St. P. Los Angeles to Kansas City via S. P. L. A. & S. L., O. S. L. and U. P.
Day Coach.	San Francisco to Ogden, Ogden to Omaha, Omaha to Chicago.
Dining Car Service.	San Francisco to Chicago.

\* On Sunday from San Francisco only.

### No. 110. THE DENVER LIMITED--GOING EAST EVERY DAY

Lv. Cheyenne	Un. Pacific	5.30	Sun.	Mon.	Tues.	Wed.	Thu.	Fri.	Sat.
Lv. DENVER	"	10.30							
Ar. Kansas City	"	8.05	Mon.	Tues.	Wed.	Thu.	Fri.	Sat.	Sun.

Pullman Drawing Room Sleeping Car.	Denver to Kansas City.
Pullman Tourist Sleeping Car.	Cheyenne to Kansas City (from Los Angeles on No. 10).
Free Reclining Chair Car.	Cheyenne to Denver, Denver to Kansas City.
Day Coach.	Cheyenne to Denver, Denver to Kansas City.
Dining Car Service.	Denver to Kansas City.
Buffet Parlor Car.	Cheyenne to Denver.

### No. 6. THE OREGON EXPRESS--GOING EAST EVERY DAY

Lv. Portland	O. R. & N.	8.00	Sun.	Mon.	Tues.	Wed.	Thu.	Fri.	Sat.
Lv. Green River	Un. Pacific	2.10	Tue.	Wed.	Thu.	Fri.	Sat.	Sun.	Mon.
Ar. DENVER	"	9.30	Wed.	Thu.	Fri.	Sat.	Sun.	Mon.	Tues.
Ar. Omaha	"	5.10	"	"	"	"	"	"	"
Ar. Chicago	C. & N. W.	8.30	Thu.	Fri.	Sat.	Sun.	Mon.	Tue.	Wed.

Pullman Drawing Room Sleeping Car.	Portland to Omaha, Omaha to Chicago via O. R. & N. Co., O. S. L., U. P., and C. & N. W.
Pullman Tourist Sleeping Car.	Portland to Chicago, via O. R. & N. Co., O. S. L., U. P., and C. & N. W.
Chair Car.	Portland to Chicago, via O. R. & N. Co., O. S. L., U. P., and C. & N. W.
Day Coach.	Portland to Omaha, Omaha to Chicago.
Dining Car Service.	Portland to Chicago.

# UNION PACIFIC

## CONDENSED TIME AND EQUIPMENT

### No. 16. THE CHICAGO EXPRESS--GOING EAST EVERY DAY

Lv. DENVER	Un. Pacific	10.30	Sun.	Mon.	Tues.	Wed.	Thu.	Fri.	Sat.
Ar. Omaha	"	4.50	Mon.	Tues.	Wed.	Thu.	Fri.	Sat.	Sun.
Ar. Chicago	CM&St.P	8.00	Tues.	Wed.	Thu.	Fri.	Sat.	Sun.	Mon.
Ar. Chicago	C. & N. W.	7.20							

Pullman Drawing Room Sleeping Car.	Denver to Omaha, and Chicago, via U. P., C. & N. W., and C. M. & St. P.
Pullman Tourist Sleeping Cars.	Wednesday from Los Angeles to St. Paul and Minneapolis via S. P. L. A. & S. L., D. & R. G., U. P. and C. St. P. M. & O.
Free Reclining Chair Cars.	Daily Denver to Omaha.
Dining Car Service.	Denver to Omaha, and Chicago, via U. P., C. & N. W., and C. M. & St. P.
	Denver to Omaha, and Chicago.

### No. 12. THE DENVER SPECIAL--GOING EAST EVERY DAY ELECTRIC LIGHTED

Lv. DENVER	Un. Pacific	9.00	Sun.	Mon.	Tues.	Wed.	Thu.	Fri.	Sat.
Ar. Omaha	"	12.30	Mon.	Tues.	Wed.	Thu.	Fri.	Sat.	Sun.
Ar. Chicago	C. & N. W.	1.30	"	"	"	"	"	"	"

Pullman Drawing Room and Compartment Sleeping Cars.	Denver to Chicago, via U. P., and C. & N. W.
Free Reclining Chair Cars.	Denver to Chicago, via U. P., and C. & N. W.
Dining Car.	Denver to Chicago.
Observation Pullman Standard Sleeping Car.	Denver to Chicago

### No. 104. THE ATLANTIC EXPRESS--GOING EAST EVERY DAY

Lv. SALT LAKE	O. S. L.	5.15	Sun.	Mon.	Tue.	Wed.	Thu.	Fri.	Sat.
Lv. Ogden	Un. Pacific	6.50	"	"	"	"	"	"	"
Ar. Cheyenne	"	1.10	Mon.	Tue.	Wed.	Thu.	Fri.	Sat.	Sun.
Ar. DENVER	"	5.00	"	"	"	"	"	"	"
Lv. DENVER	"	7.30	"	"	"	"	"	"	"
Ar. Kansas City	"	3.45	Tue.	Wed.	Thu.	Fri.	Sat.	Sun.	Mon.

Pullman Drawing Room Sleeping Car.	Salt Lake to Kansas City.
Pullman Tourist Sleeping Car.	Salt Lake to Kansas City.
Free Reclining Chair Car.	Salt Lake to Denver, Denver to Kansas City, and Ellis to Kansas City.
Day Coach.	Cheyenne to Denver, Denver to Kansas City.
Dining Car Service.	Salt Lake to Kansas City.

### FOR COMPLETE INFORMATION ADDRESS ANY OF THE FOLLOWING:

<b>ATLANTA, GA.--Candler Bldg., 121 Peachtree Street--</b> A. J. DUTCHER, General Agent. RUSH O. BEAN, Traveling Passenger Agent. GEO. W. ELY, Traveling Passenger Agent.
<b>BOSTON, MASS.--176 Washington Street--</b> WILLARD MASSEY, New England Freight and Passenger Agent. THOMAS O. WALLACE, Traveling Passenger Agent.
<b>CHICAGO, ILL.--120 Jackson Boulevard--</b> W. G. NEIMYER, General Agent. B. H. BULLARD, City Passenger Agent. GEO. J. BUCKINGHAM, Traveling Passenger Agent. E. M. MATES, Traveling Passenger Agent.
<b>CINCINNATI, OHIO--53 East Fourth Street--</b> W. H. CONNOR, General Agent. PHILIP J. BRADY, Traveling Passenger Agent. WILLIAM T. HOLLY, Traveling Passenger Agent. JAMES S. ORR, Traveling Passenger Agent. DAVID J. TRAILL, Traveling Passenger Agent.
<b>CHEYENNE, WYO.--</b> E. R. BREISCH, ..... Ticket and Freight Agent.
<b>CLEVELAND, OHIO--305 Williamson Building--</b> D. P. STUBBS, ..... General Agent.
<b>COUNCIL BLUFFS, IOWA--522 Broadway--</b> WILLIAM B. RICHARDS, ..... City Ticket Agent.
<b>DENVER, COLO.--935-41 Seventeenth Street--</b> F. B. CHOATE, General Agent. GEO. ADY, City Passenger and Ticket Agent. R. D. WILLIAMS, District Passenger Agent. HARRY E. HILL, Traveling Passenger Agent.
<b>DES MOINES, IOWA--310 West Fifth Street--</b> J. W. TURLE, ..... Traveling Passenger Agent.
<b>DETROIT, MICH.--11 Fort Street West--</b> J. C. FERGUSON, General Agent. ALFRED J. RATCLIFFE, Traveling Passenger Agent.
<b>HONG KONG, CHINA--Kings Building--</b> ..... General Passenger Agent, San Francisco Overland Route.
<b>HOUSTON, TEX.--</b> T. J. ANDERSON, ..... General Passenger Agent, G. H. & S. A. Ry.
<b>KANSAS CITY, MO.--901 Walnut Street--</b> H. G. KAILL, Assistant General Freight and Passenger Agent. JOHN B. FRAWLEY, District Passenger Agent. JULIAN NANCE, Traveling Freight and Passenger Agent. THOMAS M. CARNY, Traveling Passenger Agent. HERBERT K. PROUDFIT, Traveling Passenger Agent.

## AGENTS--CONTINUED

**LAWRENCE, KAN.--711 Massachusetts St.--**  
E. E. ALEXANDER ..... City Ticket Agent.

**LEAVENWORTH, KAN.--Reems 9 and 11 Leavenworth Nat'l Bank Bldg.**  
J. J. HARTNETT, General Agent. JOS. D. HURLEY, 228 Delaware Street, City Ticket Agent. BEN F. DUNN, Traveling Freight and Passenger Agent.

**LINCOLN, NEB.--1044 O Street--**  
E. B. SLOSSON ..... General Agent.

**LOS ANGELES, CAL.--557 S. Spring Street--**  
H. O. WILSON, General Agent. A. T. JACKSON, Passenger Agent. C. L. WRENN, Traveling Passenger Agent.

**MILWAUKEE, WIS.--914 Majestic Building--**  
L. L. DAVIS ..... Commercial Agent.

**MINNEAPOLIS, MINN.--21 South Third Street--**  
H. F. CARTER ..... District Passenger Agent.

**NEW ORLEANS, LA.--227 St. Charles Street--**  
J. H. R. PARSONS ..... General Passenger Agent, M., L. & T. Ry.

**NEW YORK CITY--287 Broadway--**  
J. B. DeFRIEST, General Eastern Agent. JAMES T. CAULFIELD, Traveling Passenger Agent. ALEXANDER LUNDQUIST, Traveling Passenger Agent.

**NORFOLK, NEB.--414 Norfolk Ave.--**  
W. R. PARGETER ..... Commercial Agent.

**OAKLAND, CAL.--Corner 13th and Broadway--**  
H. V. BLASDEL ..... Agent Passenger Department.

**OGDEN, UTAH--2514 Washington Ave.--**  
E. A. SHEWE, City Ticket Agent. D. M. NEWTON, Traveling Passenger Agent. O. S. L. R. R. Co. C. A. HENRY, Depot Ticket Agent.

**OLYMPIA, WASH--Percival Dock--**  
J. C. PERCIVAL ..... Agent, O. & W. R. R. CO.

**OMAHA, NEB.--**  
L. BEINDORFF, 1324 Farnam Street, City Passenger and Ticket Agent. A. K. CURTS, 9th and Farnam Streets, Traveling Passenger Agent. C. STOCKHAM, 9th and Farnam Streets, Traveling Passenger Agent. GEO. L. McDONOUGH, 9th and Farnam Streets, Colonization Agent.

**PHILADELPHIA, PA.--830 Chestnut Street--**  
S. C. MILBOURNE, General Agent. EDWIN J. HUTCHISON, Traveling Passenger Agent.

**PITTSBURGH, PA.--539 Smithfield St.--**  
G. G. HERRING, General Agent. WM. GOLDEN, Traveling Passenger Agent. SAMUEL A. MYERS, Traveling Passenger Agent.

**PORTLAND, ORE.--**  
WM. McMURRAY, General Passenger Agent, O. R. & N. CO. C. W. STINGER Third and Washington Streets, C. T. A., O. & W. R. R. CO.

**PUEBLO, COL.--312 North Main Street--**  
L. M. TUDOR ..... Commercial Agent.

**SACRAMENTO, CAL.--1007 Second Street--**  
JAMES WARRACK, Freight and Passenger Agent. P. G. WEST, Soliciting Freight and Passenger Agent.

**ST. JOSEPH, MO.--505 Francis Street--**  
O. T. HUMMER ..... A. G. P. A., St. J. & G. I.

**ST. LOUIS, MO.--903 Olive Street, Century Building--**  
J. G. LOWE, General Agent. CHAS. M. ROLLINGS, Traveling Passenger Agent. EDWIN R. TUTTLE, Traveling Passenger Agent.

**SALT LAKE CITY, UTAH--**  
D. E. BURLEY, General Passenger Agent, O. S. L. R. R. CO. D. R. GRAY, 156 Main Street, District Freight and Passenger Agent.

**SAN FRANCISCO, CAL.--42 Powell Street--**  
S. F. BOOTH, General Agent. HARRY M. MacGREGOR, Traveling Passenger Agent. PAUL B. NORTON, Traveling Passenger Agent.

**SAN JOSE, CAL.--19 North First Street--**  
F. W. ANGIER ..... Agent Passenger Department.

**SEATTLE, WASH.--608 First Avenue--**  
E. E. ELLIS ..... General Agent, O. & W. R. R. CO.

**SPOKANE, WASH.--803 Sprague Avenue--**  
H. C. MUNSON ..... City Ticket Agent, O. R. & N. CO.

**SYDNEY, AUSTRALIA--40 Pitt St.--**  
V. A. SPROUL ..... Australian Passenger Agent.

**TACOMA, WASH.--Berlin Building--**  
ROBERT LEE ..... General Agent O. & W. R. R. CO.

**TORONTO, CAN.--Room 14 Janes Building--**  
J. O. GOODSPELL ..... Traveling Passenger Agent.

**YOKOHAMA, JAPAN--4 Water Street--**  
..... General Passenger Agent, San Francisco Overland Route.

**A. L. MOHLER,**  
Vice-President and General Manager.

**W. H. MURRAY,**  
Assistant General Passenger Agent.

**GERRIT FORT,**  
Passenger Traffic Manager.

**R. S. RUBLE,**  
Assistant General Passenger Agent.

OMAHA, NEB.

## The Famous Yellowstone Special SEASON OF 1910

via THE OREGON SHORT LINE

**Lv. Salt Lake City - - - - - 7.00 p. m.**  
**Ar. Yellowstone, Mont. - - 6.45 a. m. next day**

Yellowstone Station, Montana, is situated at the western entrance to the Park and is only nineteen miles from the Fountain Hotel, Lower Geyser Basin. :: :: :: ::

## RETURNING

**Lv. Yellowstone, Mont. - - - - - 6.45 p. m.**  
**Ar. Salt Lake City - - - - - 7.35 a. m. next day**

The last stage through the Park will leave Yellowstone, Mont., September 16, and leave Mammoth Hot Springs on the return trip September 20, arriving at Yellowstone, Mont., the same day.

FROM \ TO	Yellowstone National Park going and returning via Yellowstone, Mont., including five-day trip in the Park.	
	Rail and Stage Transportation only	Rail and Stage Transportation, including Hotel accommodations in the Park
CHICAGO, ILL. . . . . † . . .	\$69.50	\$90.75
PEORIA, ILL. . . . . † . . .	67.25	88.50
ST. LOUIS, MO. . . . . † . . .	67.00	88.25
ST. PAUL and MINNEAPOLIS, MINN.* . . .	63.00	84.25
MILWAUKEE, WIS. . . . . † . . .	71.40	92.65
SPRINGFIELD, ILL. . . . . † . . .	68.65	89.90
MADISON, WIS. . . . . † . . .	69.05	90.30
DES MOINES, IA. . . . . † . . .	62.70	83.95
SIOUX CITY, IA. . . . . † . . .	60.90	82.15
DENVER, COLO. . . . . * . . .	57.00	78.25
COUNCIL BLUFFS, IA.* . . .		
OMAHA, NEB. . . . . * . . .	57.00	78.25
ST. JOSEPH, MO. . . . . * . . .		
LEAVENWORTH, KAN.* . . .		
KANSAS CITY, MO. . . . . * . . .		

### Dates of Sale

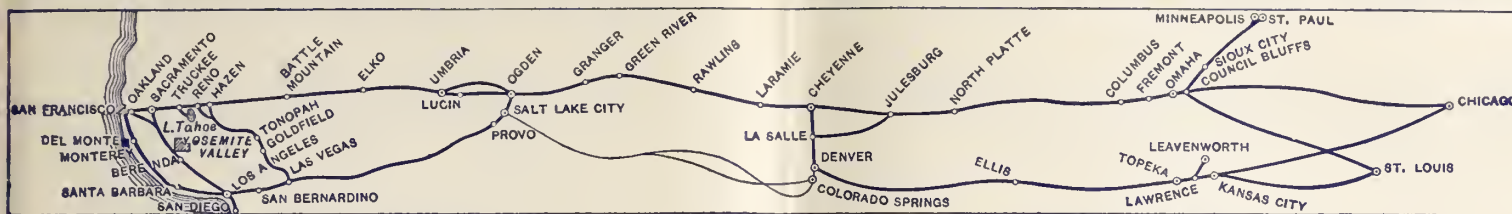
\* Tickets on sale June 12 to September 12, 1910.  
† Tickets on sale June 11 to September 11, 1910.

Final Return Limit, October 31

For information relative to rates, etc., call on or address any representative mentioned on pages 16 and 17

# UNION PACIFIC

# UNION PACIFIC



### CONDENSED TIME TABLES

TO AND FROM SAN FRANCISCO AND LAKE TAHOE  
Table 3.

GOING WEST EVERY DAY	ROUTE	TIME	San Fran. Over-land Limited	China and Japan Fast Mail				
VIA COUNCIL BLUFFS								
Lv. Chicago	Ill. C. & N. W.	C	7.00	10.45				
Lv. Chicago	" C. M. & St. P.	C	7.00	10.10				
Lv. Council Bluffs	Ia. Un. Pacific	C	7.45	3.07				
Lv. Omaha	"	C	8.15	4.10				
Ar. North Platte	"	C	4.20	1.45				
Ar. Julesburg	Col. "	C	5.44	4.15				
Ar. Cheyenne	Wyo. "	M	10.35	10.50				
VIA KANSAS CITY								
Lv. St. Louis	Mo. Wabash	C	2.15	11.31				
Lv. St. Louis	" C. & A.	C	9.06	11.28				
Lv. St. Louis	" C. B. & Q.	C	9.06	11.28				
Lv. St. Louis	" Mo. Pacific	C	9.00	11.30				
Lv. Kansas City	" Un. Pacific	C	10.15	10.05				
Lv. Topeka	Kan. "	M	11.55	11.50				
Lv. Ellis	" "	M	5.55	7.05				
Ar. DENVER	Colo. "	M	4.05	6.30				
Ar. Cheyenne	Wyo. "	M	7.05	7.30				
Ar. Cheyenne	" "	M	10.35	10.45				
Lv. Cheyenne	" "	M	10.50	11.05				
Ar. Ogden	Utah "	M	3.20	5.45				
Ar. SALT LAKE	" O. S. L.	M	4.30	7.35				
Lv. Ogden	Utah "	M	3.40	8.40				
Ar. Truckee	Cal. So. Pacific	P	8.10	4.25				
Ar. Lake Tahoe	" "	P						

Lake Tahoe Ry. to Lake Tahoe. Tickets on sale approximately June 1st to September 30th.

Ar. Sacramento	Cal. So. Pacific	P	2.00	10.45				
Ar. San Francisco	" "	P	5.28	2.48				

GOING EAST EVERY DAY	ROUTE	TIME	San Fran. Over-land Limited	Atlantic Express	China and Japan Fast Mail			
Lv. San Francisco	Cal. So. Pacific	P	10.40	9.00	9.00			
Lv. Sacramento	" "	P	2.15	12.50	12.45			
Lv. Lake Tahoe	" "	P						

Lake Tahoe Ry. from Lake Tahoe. Tickets on sale, approximately, June 1st to September 30th

Lv. Truckee	Cal. So. Pacific	P	8.25	7.45	8.03			
Ar. Ogden	Utah "	M	2.10	5.35	7.00			
Lv. SALT LAKE	" O. S. L.	M	1.00	5.15	7.10			
Lv. Ogden	" Un. Pacific	M	2.30	6.50	8.35			
VIA COUNCIL BLUFFS								
Lv. Cheyenne	Wyo. Un. Pacific	M	8.30	1.25	2.30			
Ar. Julesburg	Col. "	M	12.12	6.26	6.11			
Ar. North Platte	Neb. "	M	2.10	8.10	8.15			
Ar. Omaha	Neb. "	C	11.30	6.45	5.45			
Ar. Council Bluffs	Ia. "	C	11.59	7.15	6.15			
Ar. Chicago	Ill. C. M. & St. P.	C	1.00	8.45	8.00			
Ar. Chicago	" C. & N. W.	C	1.00	8.50	8.30			

VIA KANSAS CITY								
Lv. Cheyenne	Wyo. Un. Pacific	M	8.35	1.30	5.30			
Ar. DENVER	Colo. "	M	11.35	5.00	9.30			
Lv. DENVER	" "	M	12.40	7.30	10.30			
Ar. Ellis	Kan. "	M	10.30	5.30	8.55			
Ar. Topeka	" "	C	6.50	1.45	6.20			
Ar. Kansas City	Mo. "	C	8.30	3.45	8.05			
Ar. St. Louis	" Mo. Pacific	C	6.30	7.10				
Ar. St. Louis	" C. & A.	C	5.23	6.59				
Ar. St. Louis	" C. B. & Q.	C	8.26	8.59				
Ar. St. Louis	" Wabash	C	5.28	7.00				

C--Central Time. M--Mountain Time. P--Pacific Time.

### CONDENSED TIME TABLES

TO AND FROM LOS ANGELES AND YOSEMITE VALLEY  
Table 4.

GOING WEST EVERY DAY	ROUTE	TIME	San Fran. Over-land Limited	China and Japan Fast Mail	Los Angeles Limited	Oregon Express		
VIA COUNCIL BLUFFS								
Lv. Chicago	Ill. C. & N. W.	C	7.00	10.45	10.16	10.45		
Lv. Chicago	" C. M. & St. P.	C	7.00	10.10	7.00	10.10		
Lv. Council Bluffs	Ia. Un. Pacific	C	7.45	3.07	12.30	3.00		
Lv. Omaha	Neb. "	C	8.15	4.10	12.45	4.00		
Ar. Cheyenne	Wyo. "	M	10.35	10.50	1.05	10.25		
VIA KANSAS CITY								
Lv. St. Louis	Mo. Wabash	C	2.15	11.31	2.15	11.31		
Lv. St. Louis	" C. & A.	C	9.06	11.28	9.06	11.28		
Lv. St. Louis	" C. B. & Q.	C	9.06	11.28	9.06	11.28		
Lv. St. Louis	" Mo. Pacific	C	9.00	11.30	9.00	11.30		
Lv. Kansas City	" Un. Pacific	C	10.15	10.05	10.15	10.05		
Ar. DENVER	Colo. "	M	4.05	6.30	4.05	6.30		
Lv. DENVER	" "	M	7.05	7.30	7.05	7.30		
Ar. Cheyenne	Wyo. "	M	10.35	10.45	10.35	10.45		
Lv. Cheyenne	" "	M	10.50	11.05	1.20	11.00		
Ar. Ogden	Utah "	M	3.20	5.45	3.35	5.35		
Ar. SALT LAKE	" O. S. L.	M	4.30	7.35	4.45	7.35		
Ar. Los Angeles	Cal. SPLA&SL	P		8.00	4.30	2.30		
Lv. Ogden	Utah So. Pacific	M	3.40	6.30				
Ar. Sacramento	Cal. "	P	2.00	10.45				
Ar. Merced	" "	P	9.12	4.20				
Ar. Yosemite	" "	P	7.30	7.30				
Ar. Los Angeles	Cal. So. Pac. VL	P	8.15	7.05				
Lv. Ogden	Utah "	M	3.40	6.30				
Ar. San Francisco	Cal. "	M	5.28	2.48				
Ar. Yosemite	" "	P	7.30	7.30				
Ar. Los Angeles	" C. L.	P		8.45				

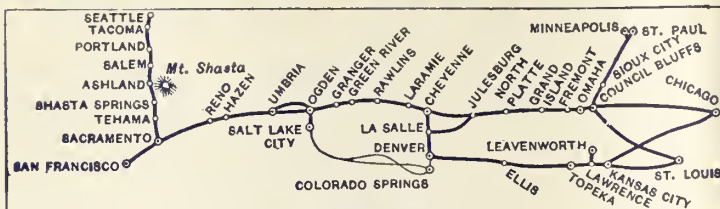
GOING EAST EVERY DAY

GOING EAST EVERY DAY	ROUTE	TIME	San Fran. Over-land Limited	Atlantic Express	China & Japan Fast Mail	Los Angeles Limited	Atlantic Express	
Lv. Los Angeles	Cal. So. Pac. CL	P	2.30	8.00	6.15			
Lv. Yosemite	" "	P	9.30	9.30	7.10			
Lv. San Francisco	" "	P	10.40	9.00	9.00			
Ar. Ogden	Utah "	M	2.10	5.35	7.00			
Lv. Los Angeles	Cal. * V. L.	P	6.00		9.20			
Lv. Merced	" "	P	1.48		11.20			
Lv. Yosemite	" So. Pacific	P	9.30		7.10			
Lv. Sacramento	Cal. "	P	2.15	12.50	12.45			
Ar. Ogden	Utah "	M	2.10	5.35	7.00			
Lv. Los Angeles	Cal. SPLA&SL	P			8.00	10.30	2.00	
Lv. SALT LAKE	Utah O. S. L.	M	1.00	5.15	7.10	11.55	5.15	
Lv. Ogden	" Un. Pacific	M	2.30	6.50	8.35	1.05	6.50	
VIA COUNCIL BLUFFS								
Lv. Cheyenne	Wyo. Un. Pacific	M	8.30	1.25	2.30	8.10	1.25	
Ar. Omaha	Neb. "	C	11.30	6.45	5.45	8.30	6.45	
Ar. Council Bluffs	Ia. "	C	11.59	7.15	6.15	9.00	7.15	
Ar. Chicago	Ill. C. M. & St. P.	C	1.00	8.45	8.00	1.00	8.45	
Ar. Chicago	" C. & N. W.	C	1.00	8.50	8.30	11.20	8.50	

VIA KANSAS CITY								
Lv. Cheyenne	Wyo. Un. Pacific	M	8.35	1.30	5.30	8.35	1.30	
Ar. DENVER	Colo. "	M	11.35	5.00	9.30	11.35	5.00	
Lv. DENVER	" "	M	12.40	7.30	10.30	12.40	7.30	
Ar. Kansas City	Mo. "	C	8.30	3.45	8.05	8.35	3.45	
Ar. St. Louis	" Mo. Pacific	C	6.30	7.10		6.30	7.10	
Ar. St. Louis	" C. & A.	C	5.23	6.59		5.23	6.59	
Ar. St. Louis	" C. B. & Q.	C	6.26	6.59		8.26	6.59	
Ar. St. Louis	" Wabash	C	5.28	7.00		5.28	7.00	

C--Central Time. M--Mountain Time. P--Pacific Time.

# UNION PACIFIC



## CONDENSED TIME TABLES TO AND FROM PORTLAND AND SEATTLE VIA SHASTA ROUTE

Table 5.

GOING WEST EVERY DAY	ROUTE	T I M E	China and Japan Fast Mail	San Fran. Over- land Limited			
VIA COUNCIL BLUFFS							
Lv. Chicago	Ill. C. & N. W.	C	10.45	7.00			
Lv. Chicago	Ill. C. M & St. P.	C	10.10	7.00			
Lv. Council Bluffs	Ia. Un. Pacific	C	3.07	7.45			
Lv. Omaha	Neb. " "	C	4.10	8.15			
Ar. North Platte	Nebr. " "	C	1.45	4.20			
Ar. Julesburg	Col. " "	M	4.15	5.44			
Ar. Cheyenne	Wyo. " "	M	10.50	10.35			
VIA KANSAS CITY							
Lv. St. Louis	Mo. Wabash	C	11.31	2.15			
Lv. St. Louis	Mo. C. & A.	C	11.28	9.06			
Lv. St. Louis	Mo. Mo. Pacific	C	11.30	9.00			
Lv. Kansas City	Mo. Un. Pacific	C	10.05	10.15			
Lv. Topeka	Kan. " "	C	11.50	11.55			
Lv. Ellis	Kan. " "	M	7.05	5.55			
Ar. DENVER	Colo. " "	M	6.30	4.05			
Lv. DENVER	Colo. " "	M	7.30	7.05			
Ar. Cheyenne	Wyo. " "	M	10.45	10.35			
Lv. Cheyenne	Wyo. " "	M	11.05	10.50			
Ar. Ogden	Utah " "	M	5.45	3.20			
Ar. SALT LAKE	Utah O. S. L.	M	7.35	4.30			
Lv. Ogden	Utah " "	M	6.30	3.40			
Ar. Sacramento	Cal. So. Pacific	P	10.45	2.00			
Lv. Sacramento	Cal. " "	P	11.00	11.00			
Ar. Shasta Spr'gs	Ore. " "	P		10.15			
Ar. Portland	Ore. " "	P	2.50	7.30			
Ar. Tacoma	Wash. O. & W.	P	8.00	2.15			
Ar. Seattle	Wash. " "	P	9.20	3.45			

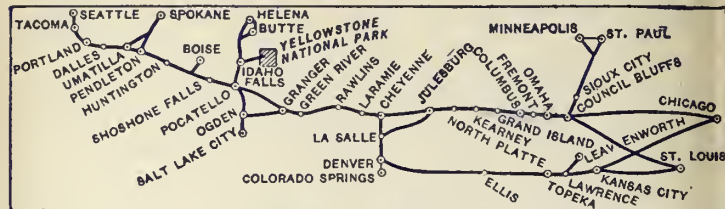
GOING EAST EVERY DAY	ROUTE	T I M E	San Fran. Over- land Limited	atlan- tic Express	China and Japan Fast Mail		
Lv. Seattle	Wash. O. & W.	P		7.15	11.00		
Lv. Tacoma	Wash. " "	P		8.45	12.20		
Lv. Portland	Ore. So. Pacific	P	1.30	7.45	6.00		
Lv. Shasta Spr'gs	Cal. " "	P	*10.53	6.30	11.11		
Ar. Sacramento	Cal. " "	P	11.00	5.10	7.10		
Lv. Sacramento	Cal. " "	P	2.15	12.50	12.45		
Ar. Ogden	Utah " "	M	2.10	5.35	7.00		
Lv. SALT LAKE	Utah O. S. L.	M	1.00	5.15	7.10		
Lv. Ogden	Utah Un. Pacific	M	2.30	6.50	8.35		
VIA COUNCIL BLUFFS							
Lv. Cheyenne	Wyo. Un. Pacific	M	8.30	1.25	2.30		
Ar. Julesburg	Col. " "	M	12.12	6.26	6.11		
Ar. North Platte	Neb. " "	M	2.10	9.10	8.15		
Ar. Omaha	Neb. " "	C	11.30	6.45	5.45		
Ar. Council Bluffs	Ia. " "	C	11.59	7.15	6.15		
Ar. Chicago	Ill. CM & St. P.	C	1.00	8.45	8.00		
Ar. Chicago	Ill. C. & N. W.	C	1.00	8.50	8.30		
VIA KANSAS CITY							
Lv. Cheyenne	Wyo. Un. Pacific	M	8.35	1.30	5.30		
Ar. DENVER	Colo. " "	M	11.35	5.00	9.30		
Lv. DENVER	Colo. " "	M	12.40	7.30	10.30		
Ar. Ellis	Kan. " "	M	10.30	5.30	9.55		
Ar. Topeka	Kan. " "	C	6.50	1.45	6.20		
Ar. Kansas Cit	Mo. " "	C	8.35	3.45	8.05		
Lv. St. Louis	Mo. Mo. Pacific	C	6.30	7.10	6.30		
Ar. St. Louis	Mo. C. & A.	C	5.23	6.59	5.23		
Ar. St. Louis	Mo. Wabash	C	5.28	7.00	5.28		

C--Central Time. M--Mountain Time. P--Pacific Time.

Special

21

# UNION PACIFIC



## CONDENSED TIME TABLES TO AND FROM PORTLAND AND SEATTLE VIA COLUMBIA RIVER ROUTE

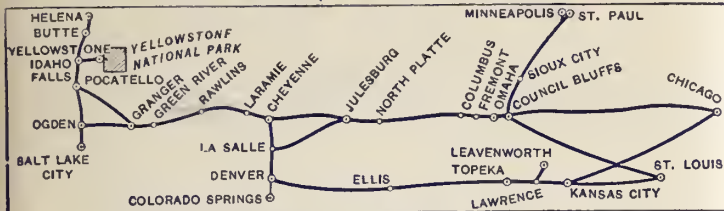
Table 7.

GOING WEST EVERY DAY	ROUTE	T I M E	Oregon Wash- ington Limited	Oregon Express			
VIA COUNCIL BLUFFS							
Lv. Chicago	Ill. C. & N. W.	C	10.18	10.45			
Lv. Chicago	Ill. C. M & St. P.	C	7.00	10.10			
Lv. Council Bluffs	Ia. Un. Pacific	C	12.15	3.00			
Lv. Omaha	Neb. " "	C	12.50	4.00			
Ar. Cheyenne	Wyo. " "	M	2.45	10.25			
VIA KANSAS CITY							
Lv. St. Louis	Mo. Wabash	C	2.15	11.31			
Lv. St. Louis	Mo. C. & A.	C	9.06	11.28			
Lv. St. Louis	Mo. Mo. Pacific	C	9.00	11.30			
Lv. Kansas City	Mo. Un. Pacific	C	10.15	10.05			
Ar. DENVER	Colo. " "	M	4.05	6.30			
Lv. DENVER	Colo. " "	M	7.05	7.30			
Ar. Cheyenne	Wyo. " "	M	10.35	10.45			
Lv. Cheyenne	Wyo. " "	M	3.00	11.00			
Ar. Green River	Wyo. " "	M	12.30	10.20			
Ar. Cranger	Wyo. " "	M	1.37	11.59			
Ar. Pocatello	Idaho O. S. L.	M	8.15	6.50			
Ar. Nampa	Idaho " "	M	3.50	3.20			
Ar. Boise City	Idaho " "	M	4.50	4.25			
Ar. Huntington	Ore. " "	P	6.40	6.35			
Ar. Pendleton	Ore. O. R. & N.	P	12.15	1.10			
Ar. Spokane	Wash. " "	P	8.00	12.45			
Ar. Dalles	Ore. " "	P	5.00	7.10			
Ar. Portland	Ore. " "	P	8.00	10.30			
Ar. Tacoma	Wash. O. & W.	P	5.50	8.00			
Ar. Seattle	Wash. " "	P	7.15	9.20			

GOING EAST EVERY DAY	ROUTE	T I M E	Oregon Wash- ington Limited	Oregon Express			
Lv. Seattle	Wash. O. & W.	P	11.45	11.00			
Lv. Tacoma	Wash. " "	P	1.15	12.20			
Lv. Portland	Ore. O. R. & N.	P	10.00	8.00			
Lv. Dalles	Ore. " "	P	12.35	11.15			
Lv. Spokane	Wash. " "	P	7.00	6.00			
Lv. Huntington	Ore. O. S. L.	M	1.45	3.10			
Lv. Boise City	Idaho " "	M	2.50	5.20			
Lv. Nampa	Idaho " "	M	3.50	6.25			
Ar. Pocatello	Idaho " "	M	11.15	3.30			
Ar. Cranger	Wyo. " "	M	5.55	12.55			
Ar. Green River	Wyo. Un. Pacific	M	7.00	2.00			
Lv. Green River	Wyo. " "	M	7.10	2.10			
VIA COUNCIL BLUFFS							
Lv. Cheyenne	Wyo. Un. Pacific	M	5.35	1.05			
Ar. Omaha	Neb. " "	C	8.20	5.10			
Ar. Council Bluffs	Ia. " "	C	9.25	6.00			
Ar. Chicago	Ill. CM & St. P.	C	1.00	8.00			
Ar. Chicago	Ill. C. & N. W.	C	11.20	8.30			
VIA KANSAS CITY							
Lv. Cheyenne	Wyo. Un. Pacific	M	8.35	5.80			
Ar. DENVER	Colo. " "	M	11.35	9.30			
Lv. DENVER	Colo. " "	M	12.40	10.30			
Ar. Kansas City	Mo. " "	C	8.36	8.05			
Ar. St. Louis	Mo. Mo. Pacific	C	6.30	6.30			
Ar. St. Louis	Mo. C. & A.	C	5.23	5.23			
Ar. St. Louis	Mo. Wabash	C	5.28	5.28			

C--Central Time. M--Mountain Time. P--Pacific Time.  
|| Meals.

# UNION PACIFIC



## CONDENSED TIME TABLES

### TO AND FROM BUTTE VIA IDAHO FALLS, IDAHO

Table 8.

GOING WEST EVERY DAY		ROUTE	T I M E	Oregon Wash- ington Limited	Oregon Express	Idaho Express	Yellow- stone Special
VIA COUNCIL BLUFFS							
Lv. Chicago	Ill.	C. & N. W.	C	10.16	10.45	10.45	
Lv. Chicago	Ill.	C. M. & St. P.	C	7.00	10.10	10.10	
Lv. Council Bluffs	Ia.	Un. Pacific	C	12.15	3.00	3.07	
Lv. Omaha	Neb.	"	C	12.50	4.00	4.10	
Ar. Cheyenne	Wyo.	"	M	2.45	10.25	10.50	
VIA KANSAS CITY							
Lv. St. Louis	Mo.	Wabash	C	2.15	11.31	11.31	
Lv. St. Louis	Mo.	C. & A.	C	9.06	11.28	11.28	
Lv. St. Louis	Mo.	Mo. Pacific	C	9.00	11.30	11.30	
Lv. Kansas City	Mo.	Un. Pacific	C	10.15	10.05	10.05	
Ar. DENVER	Colo.	"	M	4.05	6.30	8.30	
Lv. DENVER	Colo.	"	M	7.05	7.30	7.30	
Ar. Cheyenne	Wyo.	"	M	10.35	10.45	10.45	
Lv. Cheyenne	Wyo.	"	M	3.00	11.00	11.05	
Ar. Green River	Wyo.	"	M	12.30	10.20	10.55	
Ar. Ogden	Utah	"	M		5.35	5.45	
Lv. Ogden	Utah	O. S. L.	M	3.50		9.10	8.10
Ar. Pocatello	Idaho	"	M	8.05		1.45	12.05
Lv. Green River	Wyo.	"	M	12.40	10.45		
Ar. Pocatello	Idaho	"	M	8.15	6.50		
Ar. Idaho Falls	Idaho	"	M	10.25	8.55	4.10	1.50
Ar. St. Anthony	Idaho	"	M	*11.00	*11.00	5.48	3.12
Ar. Marysville	Idaho	"	M	11.45	11.45	6.30	
Ar. Yellowstone	Mont.	"	M				6.45

Stage through Yellowstone National Park. Tickets on sale June 12th to Sept. 12th incl.

Ar. Silver Bow	Mont.	O. S. L.	M	6.40	4.50		
Ar. Butte	Mont.	"	M	7.00	5.10		

GOING EAST EVERY DAY		ROUTE	T I M E	Oregon Wash- ington Limited	Atlan- tic Express	Oregon Express	Utah Express	Yellow- stone Special
Lv. Butte	Mont.	O. S. L.	M	1.30	1.30	4.00		
Lv. Silver Bow	Mont.	"	M	1.50	1.50	4.20		

Stage through Yellowstone National Park. Tickets on sale June 12th to Sept. 12th incl.

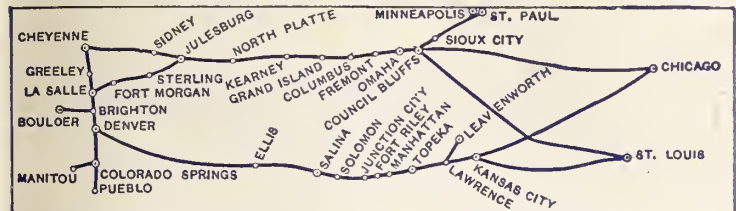
Lv. Yellowstone	Mont.	O. S. L.	M			5.35	9.00	6.45
Lv. Marysville	Idaho	"	M			6.20	9.45	10.20
Lv. St. Anthony	Idaho	"	M			6.20	9.45	10.20
Lv. Idaho Falls	Idaho	"	M	9.28	9.28	11.35	11.20	11.59
Lv. Pocatello	Idaho	"	M	11.30		5.00		
Ar. Green River	Wyo.	"	M	7.00		2.00		
Lv. Pocatello	Idaho	"	M		11.35	2.00	4.25	1.50
Ar. Ogden	Utah	"	M		3.40	6.25	9.05	6.10
Lv. Ogden	Utah	Un. Pacific	M		6.50			
Ar. Green River	Wyo.	"	M		2.05			
Lv. Green River	Wyo.	"	M	7.10	2.25	2.10		

VIA COUNCIL BLUFFS		ROUTE	T I M E	Oregon Express	Utah Express	Yellow- stone Special
Lv. Cheyenne	Wyo.	Un. Pacific	M	5.35	1.25	1.05
Ar. Omaha	Neb.	"	C	8.20	6.45	5.10
Ar. Council Bluffs	Ia.	"	C	9.25	7.15	6.00
Ar. Chicago	Ill.	C. M. & St. P.	C	1.00	8.45	8.00
Ar. Chicago	Ill.	C. & N. W.	C	11.20	8.50	8.30

VIA KANSAS CITY		ROUTE	T I M E	Oregon Express	Utah Express	Yellow- stone Special
Lv. Cheyenne	Wyo.	Un. Pacific	M	8.35	1.30	5.30
Ar. DENVER	Colo.	"	M	11.35	5.00	9.30
Lv. DENVER	Colo.	"	M	12.40	7.30	10.30
Ar. Kansas City	Mo.	"	C	8.35	3.45	8.05
Ar. St. Louis	Mo.	Mo. Pacific	C	6.30	7.10	6.30
Ar. St. Louis	Mo.	C. & A.	C	5.23	6.59	5.23
Ar. St. Louis	Mo.	Wabash	C	5.28	7.00	5.28

C--Central Time. M--Mountain Time. P--Pacific Time. || Meals.

# UNION PACIFIC



## CONDENSED TIME TABLES

### TO AND FROM DENVER, COLORADO SPRINGS, AND PUEBLO

Table 9.

GOING WEST EVERY DAY		ROUTE	T I M E	Colorado Special	Colorado Express	Den- ver Special
VIA COUNCIL BLUFFS						
Lv. Chicago	Ill.	C. & N. W.	C		10.45	6.00
Lv. Chicago	Ill.	C. M. & St. P.	C	10.30	10.10	
Lv. Council Bluffs	Ia.	Un. Pacific	C	11.05	3.17	6.17
Lv. Omaha	Neb.	"	C	11.48	3.50	6.47
Ar. North Platte	Wyo.	"	M	6.25	12.40	1.30
Ar. North Platte	Wyo.	"	M	5.35	11.45	12.40
Ar. Julesburg	Colo.	"	M	8.02	2.15	2.55
Ar. DENVER	Colo.	"	M	1.30	7.35	8.30
VIA KANSAS CITY						
Ar. St. Louis	Mo.	Mo. Pacific	C	9.04	11.31	2.15
Ar. St. Louis	Mo.	C. & A.	C	9.06	11.28	
Ar. St. Louis	Mo.	Wabash	C	9.00	11.30	
Lv. Kansas City	Mo.	Un. Pacific	C	6.00	10.05	10.15
Lv. Topeka	Kan.	"	C	7.35	11.50	11.55
Ar. Ellis	Mo.	"	M	2.05	7.55	6.40
Lv. Ellis	Mo.	"	M	1.10	7.05	5.55
Ar. DENVER	Colo.	"	M	12.05	6.30	4.05
Lv. DENVER	Colo.	C. & S.	M	12.15	8.00	9.30
Ar. Colo. Springs	Colo.	"	M	2.30	10.30	11.50
Ar. Pueblo	Colo.	"	M	3.45	11.50	11.40
Lv. DENVER	Colo.	D. & R. G.	M	4.00	1.15	9.00
Ar. Colo. Springs	Colo.	"	M	6.30	4.00	11.57
Ar. Pueblo	Colo.	"	M	7.50	5.30	1.15
Lv. DENVER	Colo.	A. T. & S. F.	M	3.45		
Ar. Colo. Springs	Colo.	"	M	6.12		
Ar. Pueblo	Colo.	"	M	7.55		

GOING EAST EVERY DAY		ROUTE	T I M E	Chicago Special	Chicago Express	Den- ver Special
Lv. Pueblo	Colo.	A. T. & S. F.	M	5.30	2.55	5.30
Lv. Colo. Springs	Colo.	"	M	7.20	4.25	7.20
Ar. DENVER	Colo.	"	M	10.00	7.00	10.00
Lv. Pueblo	Colo.	D. & R. G.	M	9.05	2.55	5.00
Lv. Colo. Springs	Colo.	"	M	10.40	4.25	6.15
Ar. DENVER	Colo.	"	M	1.10	6.55	8.30
Lv. Pueblo	Colo.	C. & S.	M	11.35	12.55	5.00
Lv. Colo. Springs	Colo.	"	M	12.50	2.15	6.15
Ar. DENVER	Colo.	"	M	3.15	4.45	8.30

VIA COUNCIL BLUFFS		ROUTE	T I M E	Chicago Special	Chicago Express	Den- ver Special
Lv. DENVER	Colo.	Un. Pacific	M	4.15	10.30	9.00
Lv. Julesburg	Colo.	"	M	9.35	4.40	2.13
Ar. North Platte	Neb.	"	M	11.30	7.00	4.25
Lv. North Platte	Neb.	"	M	12.40	8.15	5.33
Ar. Omaha	Neb.	"	C	7.42	4.50	12.30
Ar. Council Bluffs	Ia.	"	C	8.12	6.17	12.55
Ar. Chicago	Ill.	C. M. & St. P.	C	8.45	8.00	
Ar. Chicago	Ill.	C. & N. W.	C		7.20	1.30

VIA KANSAS CITY		ROUTE	T I M E	Chicago Special	Chicago Express	Den- ver Special
Lv. DENVER	Colo.	Un. Pacific	M		7.30	12.40
Ar. Ellis	Kan.	"	M		5.30	10.30
Lv. Ellis	Kan.	"	M		6.40	11.35
Lv. Topeka	Kan.	"	C		1.45	6.50
Ar. Kansas City	Mo.	"	C		3.45	8.35
Lv. St. Louis	Mo.	Mo. Pacific	C		7.10	6.30
Lv. St. Louis	Mo.	C. & A.	C		6.59	6.26
Lv. St. Louis	Mo.	Wabash	C		7.00	5.28

C--Central Time. M--Mountain Time. P--Pacific Time.

## STANDARD PUBLICATIONS

**Agricultural Bulletins.** No postage required.

These bulletins are issued periodically and contain statistics, crop reports, etc., of the states of Nebraska, Kansas, Colorado and Wyoming.

**"A Los Angeles Limited Romance"** by James French Dorrance. No postage required.

A short and interesting story detailing the experience and love affair of a young man on "The Los Angeles Limited," enroute to Los Angeles.

**An Inland Voyage to Alaska and Return.** No postage required. An interesting description of the sights to be seen in the northern waters of the Pacific Ocean along the coast of Alaska.**Colorado and Its Attractions.** Send two cents to cover postage.

A beautifully illustrated pocket-folder size pamphlet describing the resorts in the state of Colorado.

**"Colorado."** No postage required. An interesting description of sights and scenes in the mountain country.**The Columbia River** by Benjamin H. Barrows. Send four cents to cover postage. A story of the majestic Columbia River Profusely illustrated.**General Folder.** No postage required.

Carefully revised condensed through time tables and through car service to all western points. Also first-class map of that portion of the United States west of Chicago and St. Louis.

**Fossil Discoveries in Wyoming.** Send four cents to cover postage.

A booklet embodying the reports of the members of the Union Pacific Scientific expedition made a few years ago. Illustrated.

**Hotels and Resorts.** No postage required.

Gives the names and locations of the principal hotels along the Union Pacific, Oregon Short Line and Oregon Railroad & Navigation Company. Also gives the names of the principal Resorts, with rates, etc. Is very convenient for those who are looking for a summer or winter resort.

**Leaflets.** No postage required.

Homeseekers. Lake Tahoe. Nine Months' Tourist.  
Puget Sound Points, etc., etc. Yellowstone Park. Yosemite Valley.

**Making Travel Safe.** No postage required. A lucid description of the electrically driven mechanical devices that operate automatically to protect trains on the Union Pacific.**Map of the World.** Send 25 cents to cover postage.

A wall map, size 44 x 62 inches, on cloth, carefully revised to date. All the ocean currents and steamship routes accurately shown. The new possessions of Uncle Sam—Hawaii, Philippine Islands, and Porto Rico—are shown in detail.

**The Summit of the World** by F. Dumont Smith.

12mo cloth binding (Illustrated) 50 cents.

A description of the wonders of Yellowstone National Park—a book that should be read by every American.

**North Platte Valley Nebraska Folder.** No postage required. An accurate description of one of the finest farming regions in the West.**North Platte Valley, Wyoming, folder.** No postage required.

A description of one of the richest sections in the state of Wyoming.

**Pathfinder.** No postage required.

A folder of 80 pages devoted to local time schedules between Missouri River and Pacific Coast. Contains a complete list of stations, also connections with western stage lines and ocean steamships; through car service; baggage and Pullman Sleeping Car fares, and the principal ticket regulations for ready reference.

**South Platte Valley Folder** Send 2 cents to cover postage.

This 28-page publication is illustrated and contains valuable information about the resources of South Platte Valley, Colorado.

**The Overland Route to the Road of a Thousand Wonders.** Send 12 cents to cover postage.

72 pages, handsomely illustrated in colors, describing the route of the Union Pacific and Southern Pacific from Omaha to San Francisco.

**Theatrical Date Book.** Send 40 cents to cover postage.

This book gives full information about theatres, seating capacity, stage dimensions, etc., and is useful for Theatrical Managers and Advance Agents of Theatrical Companies.

**Union Pacific Outings.—"Fishing in Colorado and Wyoming."** This beautifully illustrated booklet describes fully the troutng advantages afforded at different points along the Union Pacific.**Wyoming and Its Attractions.** Send 2 cents to cover postage.

This pamphlet is pocket-folder size, illustrated, and descriptive of tours to principal points in the State of Wyoming.

## IMPORTANT INFORMATION (SUBJECT TO CHANGE WITHOUT NOTICE)

**Children** under five years of age, when accompanied by parent or guardian, are carried free. Those five (5) years, and under twelve (12) years, of age will be charged half fare; twelve (12) years of age, and over, full fare. On trips strictly within Kansas the half-fare age is six (6) years and under twelve (12) years.

**Disputed Fares.** Agents and Conductors are governed by the rules of the Company. In case of dispute with them, it is always best to pay the fare requested, take receipt and refer the matter to the General Passenger Agent, Omaha, Nebraska, for adjustment.

**Optional Routes.** All one way and round trip tickets issued at, or east of, Chicago or St. Louis to Denver, Colorado, and points beyond, and vice versa, reading via Union Pacific Railroad from or to Council Bluffs, Omaha, St. Joseph (via St. Joseph & Grand Island Ry.), Leavenworth, or Kansas City, will be honored from or to any of these points.

One way tickets issued at, or east of, Council Bluffs or Omaha, to or through Ogden, Utah, or vice versa, will be honored from or to any Missouri River gateway. One way tickets issued at, or east of, Kansas City, Leavenworth or St. Joseph (via St. Joseph & Grand Island Ry.), to or through Denver, Colorado, and beyond, or vice versa, will be honored from or to any Missouri River gateway.

**Via Denver.** All tickets reading from or through Missouri River points to points west of (but not including) Cheyenne, Wyoming, or vice versa, will be honored via Denver, if holder so desires.

**Side Trips--Ogden to Salt Lake City--**afforded on tickets reading from Cheyenne, Denver, or points east or south thereof, to points north or west of Ogden, or vice versa. Apply to Ticket Agent Union Depot, Ogden, or to conductors into Ogden. **Denver to Colorado Springs or Pueblo--**afforded on tickets reading from Missouri River, or points east, to or through Ogden, Utah, McCammon, Idaho, Helena or Butte, Montana, or vice versa. Apply to General Agent 941 17th St., or to Union Depot Ticket Agent, Denver. **Fremont to Lincoln and Return--**afforded on tickets reading from Omaha, and points east, to Denver or Cheyenne, and beyond, or vice versa. Apply to conductors into Fremont and to Agents at Fremont and Lincoln.

**Stop-overs.** Ten day stop-over permitted at Council Bluffs, Omaha, Kansas City, Denver, Ogden, Cheyenne, Lincoln and Topeka, when tickets read via Union Pacific out of those points, not to exceed final limit of round trip tickets. Apply to agent immediately on arrival and deposit ticket. Within the limit of ticket, stop-overs will be granted at any point on Union Pacific R. R. on local tickets issued at and east of Grand Island, Nebraska, and Salina, Kansas, to Denver, Colorado, Cheyenne, Wyoming, and points beyond, or vice versa; also on all tickets reading via Union Pacific, to destinations on other lines, or vice versa.

Tickets reading for continuous passage are good for stop-overs in accordance with above.

Upon application to conductors at Pocatello, Idaho, and west thereof, the Oregon Short Line will allow holders of tickets described below stop-over at one or more points, not to exceed ten days beyond final limit of ticket; the Oregon Railroad & Navigation Co. will allow stop-over not to exceed ten days at one or more points, but not in any case beyond a final limit of twenty days after expiration of limit punched in contract.— On all first and second-class tickets sold at Denver, Cheyenne or east to Nampa, Idaho and west thereof, to points on Oregon Short Line, Oregon Railroad & Navigation Co. and Oregon & Washington; to destinations on Great Northern Ry. west or north of Spokane and to destinations on the main line and branches of the Southern Pacific Co. in Oregon.

For stop-overs on sleeping car tickets, see pages 73 and 74.

**Redemption of Tickets.** Original purchasers of tickets may secure refund of value of unused tickets, or portions thereof, by making application to Auditor of Passenger Accounts, Union Pacific Railroad Co., Omaha, Nebraska.

**Baggage.** One hundred and fifty pounds only of personal baggage (200 pounds strictly within Nebraska) will be checked free for each adult and seventy-five pounds only (100 pounds strictly within Nebraska) for each child of half-fare age holding proper transportation. No piece of baggage weighing in excess of 250 pounds will be checked.

**A LOST AND FOUND ARTICLES DEPARTMENT is maintained at Omaha Union Station. Address W. W. KEEN, Station Master.**

## LOS ANGELES LIMITED

To

## Southern California

Leaves Chicago - - - - 10.16 p. m. Today

Arrives Los Angeles - - - - 4.30 p. m. Third Day

### THE EQUIPMENT

consists of a combination Library and Observation car, a Pullman Tourist Sleeping car, Pullman Standard Sleeping Cars and a Dining Car, Chicago to Los Angeles. There is also a Pullman Standard Sleeping car from Denver to Los Angeles, connecting with this train at Cheyenne, Wyoming.

## Chicago & North Western

## Union Pacific

and

## Salt Lake Route

---

Electric Lighted Throughout

ELECTRIC BLOCK SIGNALS

DUSTLESS, PERFECT TRACK

Excellent Dining Cars

---

For information relative to fares, etc., call on or address any representative mentioned on pages 16 and 17.



# UNION PACIFIC THROUGH AND LOCAL TIME TABLES

## THROUGH AND LOCAL TIME TABLES

### Table 11. GOING WEST

		Stromsburg Local	Grand Island Local	North Platte Local	Ogden Local	Los Angeles Limited	Oregon Daily	China & Japan	S. Fran. Overland	Mt. Elmore	BETWEEN OMAHA, OGDEN, SAN FRANCISCO, AND LOS ANGELES			Mt. Elmore	Oregon Daily	Los Angeles Limited	China & Japan	S. Fran. Overland	Stromsburg Local	Grand Island Local	Stromsburg Excpt
	12.22	12.22	12.22	12.22	12.22	12.22	12.22	12.22	12.22	12.22	7.00	7.00	7.00	7.00	7.00	7.00	7.00	7.00	7.00	7.00	7.00
	1.34	1.34	1.34	1.34	1.34	1.34	1.34	1.34	1.34	1.34	1.34	1.34	1.34	1.34	1.34	1.34	1.34	1.34	1.34	1.34	1.34

### Table 12. VIA OLD LINE

Miles from Co. Bluffs	STATIONS	Ellevation	Miles from Co. Bluffs	STATIONS	Ellevation
8.20	1003	7.00	11.00	1103	7.00
11.43	1056	7.00	12.50	1151	7.00
10.95	1088	7.00	13.15		7.00
11.27	1095	7.00	14.00		7.00
11.51	1127	7.00	14.48		7.00
	1151	7.00	15.00		7.00

Trains Nos. 1 and 2, San Francisco Overland Limited, will carry 1st class passengers only (at regular berth rate) between points as shown in circular on file in all Union Pacific ticket offices. Same conditions apply to Nos. 7 and 8 with exception of points west of Cheyenne, local and interstate business will be carried in chair car. Note—Union Pacific Nos. 5 and 6 do not operate west of Ogden and have no connection with So. Pac. Nos. 5 and 6 at Ogden.

C-Central Time, M-Mountain Time, P-Pacific Time, A-Daily, B-Daily, except Sunday, only to leave passengers, S-Stop to leave passengers from east of Sparks, C-Tues., Thurs. and Sat., \* Stop on signal, | Meals † Stop only to receive passengers.





**UNION PACIFIC**  
**OREGON SHORT LINE**  
**OREGON R. R. & NAV. CO.**  
**OREGON & WASHINGTON**  
**SOUTHERN PACIFIC**  
 AND  
**CONNECTIONS**







## UNION PACIFIC THROUGH AND LOCAL TIME TABLES

Table 25.

GOING WEST					MILE S	BETWEEN CHICAGO, OMAHA AND DENVER		ROUTE	TIME	Elevation	GOING EAST				
		Colorado Special 13-D'ly	Colorado Express 15-D'ly	Denver Special 11-D'ly		Chicago Special 12-D'ly	Chicago Express 16-D'ly				Chicago Special 14-D'ly				
			10.45	6.00	0	Lv. Chicago	Ill. Ar.	C. & N. W.	C	590	1.30	7.20			
			3.05	6.07	488	Ar. Council Bluffs	Iowa Lv.	"	C	981	1.05	5.35			
			3.28	6.32	491	Ar. Omaha	Neb. Lv.	"	C	1034	12.40	5.10			
		10.30	10.10		0	Lv. Chicago	Ill. Ar.	CM & St. P	C	590		8.00	8.45		
		11.00	3.01		488	Ar. Council Bluffs	Iowa Lv.	"	C	981		6.25	8.14		
		11.33	3.25		492	Ar. Omaha	Neb. Lv.	"	C	1034		6.00	7.57		
		11.05	3.17	6.17		Lv. U. P. Transfer	Ia. Ar.	Un. Pacific	C	981	12.55	6.17	8.12		
		11.20	3.32	6.32	0	Ar. Omaha	Neb. Lv.	"	C	1034	12.40	6.02	7.57		
		11.48	3.50	6.47	0	Ar. Omaha	" Ar.	"	C	1034	12.30	4.50	7.42		
					6	Lv. Seymour	" Lv.	"	C	1085					
					11	Lv. Sarpy	" Lv.	"	C	1171					
					4	Lv. So. Omaha	" Lv.	"	C	1107					
					15	Lv. Papillion	" Lv.	"	C	1022	Via	Lane C	ut-off		
					20	Lv. Millard	" Lv.	"	C	1066					
					21	Lv. Lane	" Lv.	"	C	1092					
					28	Lv. Elkhorn	" Lv.	"	C	1164					
					31	Lv. Waterloo	" Lv.	"	C	1124					
					35	Lv. Valley	" Lv.	"	C	1139					
					46	Lv. Fremont	" Lv.	"	C	1196	11.26	3.37	6.30		
					61	Lv. North Bend	" Lv.	"	C	1274					
					75	Lv. Schuyler	" Lv.	"	C	1349		2.45			
					91	Lv. Columbus	" Lv.	"	C	1444	10.27	2.16	5.34		
					120	Lv. Clarke	" Lv.	"	C	1619					
					132	Lv. Central City	" Lv.	"	C	1699	9.29	1.05			
					142	Lv. Chapman	" Lv.	"	C	1764					
					153	Lv. Grand Island	" Lv.	"	C	1861	9.00	12.30	4.15		
					169	Lv. Wood River	" Lv.	"	C	1963					
					176	Lv. Shelton	" Lv.	"	C	2016					
					183	Lv. Gibbon	" Lv.	"	C	2058					
					196	Lv. Kearney	" Lv.	"	C	2146	7.52	11.12	3.04		
					201	Lv. Watson's Ranch	" Lv.	"	C	2187					
					211	Lv. Elm Creek	" Lv.	"	C	2262					
					231	Lv. Lexington	" Lv.	"	C	2387	7.01	10.10	2.15		
					245	Lv. Cozad	" Lv.	"	C	2485		9.42			
					255	Lv. Cothenburg	" Lv.	"	C	2561		9.24			
					268	Lv. Brady Island	" Lv.	"	C	2649					
					291	Ar. North Platte	" Lv.	"	C	2800	5.33	8.15	12.40		
					291	Lv. North Platte	" Ar.	"	M	2800	4.25	7.00	11.30		
					310	Lv. Sutherland	" Lv.	"	M	2958					
					331	Lv. Ogallala	" Lv.	"	M	3211			10.22		
					372	Ar. Julesburg	Colo. Ar.	"	M	3465	2.13	4.40	9.35		
					372	Lv. Julesburg	" Ar.	"	M	3465	2.10	4.35	9.30		
					380	Lv. Ovid	" Lv.	"	M	3529					
					386	Lv. Sedgwick	" Lv.	"	M	3583		* 4.06			
					395	Lv. Red Lion	" Lv.	"	M	3649		* 3.48			
					402	Lv. Crook	" Lv.	"	M	3708		* 3.34			
					410	Lv. Proctor	" Lv.	"	M	3775					
					413	Lv. Powell	" Lv.	"	M	3799					
					417	Lv. Iliff	" Lv.	"	M	3834		* 3.00			
					425	Lv. Hayford	" Lv.	"	M	3898					
					429	Lv. Sterling	" Lv.	"	M	3934	12.40	2.40	8.05		
					436	Lv. Atwood	" Lv.	"	M	3986					
					442	Lv. Merino	" Lv.	"	M	4035		* 2.12			
					450	Lv. Balzac	" Lv.	"	M	4097					
					453	Lv. Union	" Lv.	"	M	4122	12.02	1.53	7.20		
					454	Lv. Cooper	" Lv.	"	M	4138					
					459	Lv. Snyder	" Lv.	"	M	4172					
					466	Lv. Dodd	" Lv.	"	M	4224					
					470	Lv. Fort Morgan	" Lv.	"	M	4269	11.33	1.23	6.50		
					481	Lv. Weldon	" Lv.	"	M	4344					
					486	Lv. Goodrich	" Lv.	"	M	4375					
					489	Lv. Orchard	" Lv.	"	M	4404					
					496	Lv. Masters	" Lv.	"	M	4451					
					502	Lv. Canton	" Lv.	"	M	4491					
					507	Lv. Hardin	" Lv.	"	M	4527					
					515	Lv. Kersey	" Lv.	"	M	4615		* 12.10			
					523	Ar. La Salle	" Lv.	"	M	4673	10.20	11.55	5.30		
					523	Lv. La Salle	" Ar.	"	M	4673	10.15	11.50	5.25		
					527	Lv. Peckham	" Lv.	"	M	4726					
					529	Lv. Cilroest	" Lv.	"	M	4752					
					534	Lv. Platteville	" Lv.	"	M	4816					
					543	Lv. Lupton	" Lv.	"	M	4906					
					550	Lv. Brighton	" Lv.	"	M	4979	9.30	11.04	4.44	7.58	
					555	Lv. Henderson	" Lv.	"	M	5036					
					559	Lv. Hazeltine	" Lv.	"	M	5075					
					561	Lv. Dupont	" Lv.	"	M	5121					
					567	Lv. Pullman	" Lv.	"	M	5190					
					569	Ar. DENVER	" Lv.	"	M	5182	9.00	10.30	4.15	7.30	

For additional trains between LaSalle and Denver see page 34.

C--Central Time. M--Mountain Time. P--Pacific Time. \* Stop on Signal.







## SOUTHERN PACIFIC CO., BRANCH LINES

Table 50.

506-A	540-42-A	558-A	502-A	BETWEEN SAN FRANCISCO, LOS GATOS AND WRIGHT Via Santa Clara				505-A	539-29-A	501-A	557-A
6.00	2.05	1.40	8.00	Lv.	San Francisco	Cal.	Ar.	9.28	10.10	5.48	9.18
5.27		2.10	8.27	Lv.	Oakland Pier	"	Lv.	9.08		5.28	8.58
5.38	Via	2.19	8.38	Lv.	Oakland	"	Lv.	8.54	Via	5.08	8.33
5.44	Bur-	2.27	8.44	Lv.	Fruitvale	"	Lv.	8.46	Bur-	5.00	8.24
*5.52	lin-	*2.33	8.52	Lv.	Elmhurst	"	Lv.		lin-	*5.53	8.16
6.18	game	2.57	9.18	Lv.	Alvarado	"	Lv.	8.09	game	4.28	7.49
6.30		3.10	9.32	Lv.	Newark	"	Lv.	8.00		4.17	7.38
7.05	3.60	3.45	10.10	Ar.	Santa Clara	"	Ar.	7.35	8.56	3.45	7.07
7.10	4.15	3.45	10.10	Lv.	Santa Clara	"	Ar.	7.35	8.55	3.45	7.06
7.20	4.25	3.55	10.20	Lv.	San Jose (Alameda Dpt.)	"	Lv.	7.25	8.45	3.35	6.55
7.35		4.10	10.40	Ar.	Campbell	"	Lv.	7.10		3.21	6.46
7.55	5.05	4.28	11.00	Ar.	Los Gatos	"	Lv.	6.55	8.25	3.10	6.32
	5.25	4.48	11.23	Ar.	Wright	"	Lv.		8.02	2.45	6.00

Table 51.

87-A	85-B	83-A	Mis.	BETWEEN SANTACRUZ, FELTON AND LAUREL				84-A	86-A	88-B
6.10	10.10	7.00	0	Lv.	Santa Cruz	Col.	Ar.	11.20	6.10	7.55
6.30	10.30	*7.17	6	Lv.	Big Trees	"	Lv.	11.01	5.50	*7.33
6.35	10.35	7.25	7	Lv.	Felton	"	Lv.	10.57	5.47	7.30
*7.03	11.02	7.52	14	Ar.	Glenwood	"	Lv.	10.35	5.24	7.03
7.06	11.07	7.56	16	Ar.	Laurel	"	Lv.	10.30	5.20	6.59

Table 52.

86-523-A	558-526-A	502-A	84-518-A	Mis.	BETWEEN SANTA CRUZ, BROOKDALE AND BOULDER CREEK				511-539-A	501-519-A	525-557-A	527-87-A
3.15	1.40	8.00	8.20	0	Lv.	San Francisco	Ar.	10.10	5.48	9.18	9.15	
6.47	5.25	12.01	10.57	73	Ar.	Felton	Lv.	7.25	2.07	5.25	8.36	
6.50	5.25	12.01	11.00	0	Lv.	Felton	Lv.	7.25	2.00	5.20	6.35	
6.04	5.40	12.16	11.15	4	Ar.	Ben Lomond	Lv.	7.11	1.47	5.06	6.21	
6.12	6.49	12.25	*11.24	6	Ar.	Brookdale	Lv.	*7.01	*1.38	*4.58	*6.12	
6.20	5.55	12.31	11.30	8	Ar.	Boulder Ck.	Lv.	6.55	1.30	4.50	6.05	

Table 53.

40-A	Mis.	BETWEEN WEED, MACDOEL, CALOR, AND KLAMATH FALLS				39-A
8.20	0	Lv.	San Francisco	Ar.	9.48	
11.00	90	Lv.	Sacramento	Ar.	5.30	
11.45	350	Ar.	Weed	Lv.	4.30	
1.00	350	Lv.	Weed	Ar.	11.30	
*1.54	367	Lv.	Morrison	Lv.	*10.37	
2.16	375	Lv.	Grass Lake	Lv.	10.15	
2.47	388	Lv.	Bray	Lv.	9.43	
3.14	400	Lv.	Mt. Hebron	Lv.	9.16	
3.20	403	Lv.	Macdoel	Lv.	9.10	
3.44	413	Ar.	Dorris	Lv.	8.48	
*4.05	417	Ar.	Calor	Lv.	*8.30	
*4.21	422	Ar.	Worden	Lv.	*8.15	
4.32	425	Ar.	Ady	Lv.	8.05	
*4.48	428	Ar.	Midland	Lv.	*7.53	
*5.05	432	Ar.	Texum	Lv.	*7.40	
5.20	435	Ar.	Klamath Falls	Lv.	7.30	

## NEVADA AND CALIFORNIA RAILWAY

Table 54.

Mixed 190-A	Mixed 192-B	24-A	Mis.	BETWEEN HAZEN AND TONOPAH JCT.				23-A	Mixed 191-B	Mixed 189-A
		4.30	0	Lv.	Hazen	Nev.	Ar.	6.10		Arrive
1.45		5.32	28	Lv.	Churchill	"	Lv.	5.10		3.45
2.15		6.00	40	Lv.	Wabuska	"	Lv.	4.50		3.15
Arrive		7.10	66	Lv.	Schurz	"	Lv.	3.51		
		8.20	96	Lv.	Thorne	"	Lv.	2.51		
		9.25	120	Lv.	Luning	"	Lv.	2.00	Arrive	
		10.15	9.45	128	Ar.	Mina	"	Lv.	1.42	5.20
		*10.25	*10.15	132	Lv.	Sodaville	"	Lv.	*1.20	*5.09
		10.42	10.32	137	Ar.	Tonopah Jct.	"	Lv.	1.05	4.50

Table 55.

Mixed 190-A	Mis.	BETWEEN MOUND HOUSE AND CHURCHILL				Mixed 189-A
		Lv.	Mound House	Nev.	Ar.	6.35
		Lv.	Dayton	"	Lv.	6.00
		*12.50	18	Lv.	Clifton	*5.35
		1.20	27	Ar.	Churchill	5.10

Table 56.

Mixed 192-B	Mis.	BETWEEN TONOPAH JUNCTION AND KEELER				Mixed 191-B
10.42	137	Lv.	Tonopah Jct.	Nev.	Ar.	4.50
*1.25	170	Lv.	Queen	"	Lv.	*2.20
*1.50	187	Lv.	Benton	Cal.	Lv.	*1.50
4.15	218	Lv.	Laws	"	Lv.	11.55
5.10	234	Lv.	Alvord	"	Lv.	10.15
6.35	261	Lv.	Citrus	"	Lv.	8.45
7.20	275	Lv.	Mt. Whitney	"	Lv.	8.05
8.10	288	Ar.	Keeler	"	Lv.	7.20

Table 57. TONOPAH AND GOLDFIELD RAILROAD CO.

23-A	Mis.					24-A
8.15	0	Lv.	Goldfield	Nev.	Ar.	1.55
8.42	12	Lv.	Klondyke	"	Lv.	1.22
9.05	20	Lv.	McSweeney	"	Lv.	1.04
9.33	28	Lv.	Tonopah	"	Lv.	12.45
10.14	41	Lv.	Millers	"	Lv.	11.35
10.39	53	Lv.	McLeans	"	Lv.	11.12
10.57		Lv.	Blair Junction	"	Lv.	10.57
11.16	63	Lv.	Coaldale	"	Lv.	10.33
11.31	75	Lv.	Rock Hill	"	Lv.	10.15
11.47	81	Lv.	Redlich	"	Lv.	10.06
12.05	88	Lv.	Tonopah Junction	Ar.	9.32	
1.32	97	Ar.	Mina	"	Lv.	10.05

Table 59.

Daily	Mis.	YOSEMITE VALLEY, via Merced, El Portal				Daily	Daily
9.40	8.20	0	Lv.	S. Francisco	Ar.	4.48	8.28
10.05	8.47	5	Lv.	Oakland Pier	Ar.	4.12	
11.00	9.42	32	Lv.	Port Costa	Ar.	3.12	Via Niles
	9.50	36	Lv.	Martinez	Lv.	3.00	
12.28	11.40	83	Lv.	Tracy	Lv.	1.33	5.10
12.48	11.59	94	Ar.	Lathrop	Lv.	12.58	4.40
	7.00	0	Lv.	Sacramento	Ar.	3.10	7.15
	7.58	27	Lv.	Galt	Lv.	2.08	*6.20
	8.18	36	Lv.	Lodi	Lv.	1.50	6.04
	9.38	48	Lv.	Stockton	Lv.	1.25	5.42
	9.54	58	Ar.	Lathrop	Lv.	12.55	5.23
12.50	12.03	94	Lv.	Lathrop	Ar.	12.52	4.35
1.25	12.43	114	Lv.	Modesto	Lv.	12.20	4.00
2.31	1.48	152	Ar.	Merced	Lv.	11.20	2.56
	9.20	0	Lv.	Los Angeles	Ar.	7.05	7.05
	1.14	78	Lv.	Lancaster	Ar.	3.22	3.22
	7.10	170	Lv.	Bakersfield	Ar.	7.45	7.30
		233	Lv.	Tulare	Ar.	8.13	
1.20	12.15	277	Lv.	Fresno	Lv.	3.25	4.30
2.45	1.48	332	Ar.	Merced	Lv.	1.48	4.15

Table 60. YOSEMITE VALLEY R. R.

4-A	2-A	Mis.					1-A	3-A
4.10	*2.30	0	Lv.	Merced	Ar.	11.00	1.00	
	3.09	18	Lv.	Snelling	Lv.	10.22		
	3.24	24	Lv.	Merced Falls	Lv.	10.09		
	3.57	37	Lv.	Pleasant Val.	Lv.	9.32		
5.59	4.30	49	Lv.	Bagby	Lv.	9.00	11.00	
7.30	6.15	78	Ar.	El Portal	Lv.	7.10	9.30	

Table 61. YOSEMITE STAGES

Mixed 190-A	Mixed 192-B	24-A	Mis.	BETWEEN ELY AND COBRE				10 B				
7.30	0	Lv.	El Portal	Ar.	5.00	7.30	0	Lv.	Ely	Nev.	Ar.	8.05
11.00	12	Ar.	Sentinel Hotel	Lv.	2.00	*8.38	33	Lv.	Warm Springs	"	Lv.	*4.57
1.00	0	Lv.	Sentinel Hotel	Ar.	6.00	9.10	50	Lv.	Cherry Creek	"	Ar.	*4.25
6.00	25	Ar.	Wawona	Lv.	12.30	*9.30	61	Lv.	Greens	"	Lv.	*4.05
6.30	25	Lv.	Wawona	Ar.	11.30	10.05	80	Lv.	Curries	"	Lv.	3.30
9.00	26	Ar.	M'posa Big Trees	Lv.	10.00	12.05	141	Ar.	Cobre	"	Lv.	1.30

Table 63.

**LAKE TAHOE RAILWAY & TRANSPORTATION CO.**  
**D. L. BLISS, General Manager, Lake Tahoe, California**  
**BETWEEN TRUCKEE, NEVADA AND TAHOE**  
 Tickets on sale from (approximately) May 15 to Oct. 15, inclusive, 1910.

A--Daily. B--Daily, except Sunday. F--Daily, except Monday. S--Runs Saturday. \* Stop on Signal † Stops only on signal to receive passengers. || Meals. Mixed, Freight and Passenger





## OREGON SHORT LINE RAILROAD CO.

Table 65.

COINC WEST

COINC EAST

COINC WEST						MILES	SALT LAKE CITY, OGDEN, HUNTINGTON AND BEYOND	ROUTE	Elevation	COINC EAST					
Motor 131- Except Sunday	Cache Valley Express 11-Daily	Idaho Express 13-Daily	Butte & Portl'd Express 1-5 Daily	Butte & Portl'd 3-17 Daily						Salt Lake Express 18-4-Daily	Portland Salt Lake Express 6-24 Daily	Utah Express 14-Daily	Cache Valley Express 12-Daily	Motor 132- Except Sunday	
						0	Lv. SALT LAKE CITY	Utah Ar	O. S. L.	M	5.00	9.10	10.15	11.35	6.30
						36	Ar. Ogden	" Lv.	"	M	4.00	8.10	9.15	10.30	5.45
						0	Lv. Ogden	" Ar.	"	M	3.40	8.00	9.05	10.20	5.25
						5	Lv. Harrisville	" Lv.	"	M	a	a	* 8.56	* 10.10	* 5.10
						9	Lv. Hot Springs	" Lv.	"	M	a	a	8.46	10.02	5.00
						14	Lv. Willard	" Lv.	"	M	a	a	8.35	* 9.51	4.48
						21	Lv. Brigham	" Lv.	"	M	a	a	8.12	9.35	4.30
						30	Lv. Honeyville	" Lv.	"	M	a	a	* 7.55	* 9.15	
						36	Lv. Dewey	" Lv.	"	M	a	a	7.46	9.07	
						40	Lv. Collinston	" Lv.	"	M	a	a	* 6.50	7.37	9.00
						49	Lv. Cache Junction	" Lv.	"	M	a	a	6.30	7.10	8.40
						57	Lv. Trenton	" Lv.	"	M	a	a	* 6.51	* 6.39	
						62	Lv. Cornish	" Lv.	"	M	a	a	* 6.23	* 6.15	
						71	Lv. Dayton	Idaho Lv.	"	M	a	a	* 6.15	* 6.03	
						75	Lv. Carner	" Lv.	"	M	a	a	* 6.15	* 5.58	
						81	Lv. Oxford	" Lv.	"	M	a	a	* 6.03	* 5.58	
						85	Lv. Swan Lake	" Lv.	"	M	a	a	* 5.41	* 5.32	
						95	Lv. Downey	" Lv.	"	M	a	a	* 5.23	* 5.23	
						100	Lv. Virginia	" Lv.	"	M	a	a	* 5.23	* 5.10	
						105	Lv. Arimo	" Lv.	"	M	a	a	4.35	5.10	
						111	Lv. McCammon	" Lv.	"	M	a	a	3.50	4.25	
						134	Ar. Pocatello	" Lv.	"	M	11.35	3.30	4.15	3.57	
						134	Lv. Pocatello	" Ar.	"	M	11.15	* 3.10	* 3.15	* 3.30	
						143	Lv. Michaud	" Lv.	"	M		* 2.40	* 3.30	* 3.30	
						160	Lv. American Falls	" Lv.	"	M		* 2.17	* 3.16	* 2.59	
						169	Lv. Coolidge	" Lv.	"	M		* 2.02	* 2.59	* 2.30	
						177	Lv. Wapi	" Lv.	"	M		1.25	2.30	1.59	
						193	Lv. Minidoka	" Lv.	"	M	9.40	* 12.41	* 1.59	* 1.40	
						210	Lv. Kimama	" Lv.	"	M		* 12.20	* 1.40	* 1.22	
						224	Lv. Owinza	" Lv.	"	M		8.15	11.42	1.04	
						234	Lv. Dietrich	" Lv.	"	M		* 11.10	* 12.40	* 1.25	
						242	Lv. Shoshone	" Lv.	"	M		7.45	10.54	12.25	
						251	Lv. Tunupa	" Lv.	"	M					
						258	Lv. Cooding	" Lv.	"	M					
						282	Ar. Jerome	" Lv.	"	M					
						265	Lv. Fuller	" Lv.	"	M		* 10.32	* 12.08		
						271	Lv. Bliss	" Lv.	"	M		10.15	11.56		
						278	Lv. Ticeska	" Lv.	"	M		* 9.59	* 11.42		
						286	Lv. King Hill	" Lv.	"	M		* 9.33	* 11.17		
						294	Ar. Glenn's Ferry	" Ar.	"	M	6.30	9.20	11.05		
						294	Lv. Glenn's Ferry	" Lv.	"	M	6.25	9.15	11.00		
						306	Lv. Medbury	" Lv.	"	M		* 8.57	* 10.40		
						314	Lv. Reverse	" Lv.	"	M		* 8.42	* 10.24		
						324	Lv. Mountain Home	" Lv.	"	M		8.23	10.05		
						335	Lv. Cleft	" Lv.	"	M		* 8.02	* 9.42		
						345	Lv. Orchard	" Lv.	"	M		* 7.42	* 9.22		
						357	Lv. Owyhee	" Lv.	"	M		* 7.19	* 9.00		
						365	Lv. Mora	" Lv.	"	M		* 7.04	* 8.45		
						369	Lv. Kuna	" Lv.	"	M		* 6.54	* 8.36		
						379	Lv. Nampa	" Lv.	"	M	3.50	6.25	8.15	10.35	7.35
						388	Lv. Caldwell	" Lv.	"	M		5.52	10.10	10.10	7.20
						395	Lv. Notus	" Lv.	"	M		* 5.40	9.55	7.07	
						403	Lv. Parma	" Lv.	"	M		5.12	9.37	6.50	
						411	Lv. Nyssa	" Lv.	"	M		4.54	9.21	6.35	
						414	Lv. Arcadia	" Lv.	"	M		* 4.46	* 6.25	* 6.25	
						421	Ar. Ontario	" Lv.	"	M		4.30	9.00	6.15	
						517	Ar. Vale	" Lv.	"	M		3.05		3.05	
						425	Lv. Payette	" Lv.	"	M		4.20		8.50	6.00
						438	Lv. Weiser	" Lv.	"	M		3.55		8.27	5.35
						444	Lv. Old's Ferry	" Lv.	"	M		* 3.27	* 8.01	* 5.03	
						461	Ar. Huntington	Ore. Lv.	"	M	1.45	3.10	7.45	4.45	
						508	Ar. Baker City	" Lv.	O. R. & N.	P	10.30	11.40			
						547	Ar. Union	" Lv.	"	P	9.05	10.05			
						560	Ar. La Grande	" Lv.	"	P	8.35	9.40			
						634	Ar. Pendleton	" Lv.	"	P	6.15	5.25			
						682	Ar. Walla Walla	Wash. Lv.	"	P	5.50	11.59			
						885	Ar. Spokane	" Lv.	"	P	7.00	6.00			
						865	Ar. Portland	Ore. Lv.	"	P	10.00	8.20			
						1009	Ar. Tacoma	Wash. Lv.	O. & W.	P	1.15	12.20			
						1050	Ar. Seattle	" Lv.	"	P	11.45	11.00			

Stops on signal.

a Stops to leave passengers from points west or north of Pocatello.

M--Mountain Time.

P--Pacific Time.

## OREGON SHORT LINE RAILROAD CO.

**Table 66 COINC WEST**

**COINC EAST**

COINC WEST							COINC EAST																			
Motor 131- Except Sunday	Cache Valley Express 11- Daily	Idaho Express 13- Daily	Yellow- stone Special 15- Daily	Butte Express 1- Daily	Butte Express 3- Daily	M I L E S	SALT LAKE CITY, OGDEN, BUTTE AND BEYOND				ROUTE	T I M E	Eleva- tion	Salt Lake Express 2-10- Daily	Salt Lake Express 4-Daily	Yellow- stone Special 16- Daily	Utah Express 14- Daily	Port- land Express 24- Daily	Cache Valley Express 12- Daily	Motor 132- Except Sunday						
	7.10	4.15	8.00	7.00	11.45	2.30	0	Lv. SALT LAKE CITY	Utah	Ar. O. S. L.	M		8.15	5.00	7.35	10.15	9.10	11.35	6.30							
	8.05	5.20	9.00	7.55	12.55	3.30	36	Ar. Ogden	"	Lv. " "	M		7.15	4.00	6.30	9.15	8.10	10.30	5.45							
	8.25	5.25	9.10	8.10	1.15	3.50	0	Lv. Ogden	"	Ar. " "	M		6.25	3.40	6.10	9.05	8.00	10.20	5.25							
	* 8.35	* 5.35	* 9.20				5	Lv. Harrisville	"	Lv. " "	M					* 8.56		* 10.10	* 5.10							
	8.45	5.42	9.28		* 1.40	* 4.07	9	Lv. Hot Springs	"	Lv. " "	M		* 6.08			* 8.46		* 10.02	5.00							
	8.57	* 5.50	* 9.38		* 1.50		14	Lv. Willard	"	Lv. " "	M		* 6.00			* 8.35		* 9.51	4.48							
	9.15	6.10	9.55	8.50	2.10	4.30	21	Lv. Brigham	"	Lv. " "	M		5.47	3.02	5.25	8.12	7.20	9.35	4.30							
	Arrive	* 6.23	* 10.13		* 2.30		30	Lv. Honeyville	"	Lv. " "	M		* 5.32			* 7.55		* 9.15								
		* 6.33	* 10.20		* 2.42		36	Lv. Dewey	"	Lv. " "	M		* 5.24			* 7.46		* 9.07								
		6.42	10.28		* 2.52		40	Lv. Collinston	"	Lv. " "	M		* 5.18			* 7.37	* 6.50	9.00								
		7.05	11.00	9.35	3.20	5.25	49	Lv. Cache Junction	"	Lv. " "	M		5.00	2.16	4.35	7.10	6.30	8.40								
	Arrive	* 11.16			* 3.39		57	Lv. Trenton	"	Lv. " "	M		* 4.33			* 6.51										
		* 11.27			* 3.50		62	Lv. Cornish	"	Lv. " "	M		* 4.24			* 6.39										
		* 11.43			* 4.12		71	Lv. Dayton	Idaho	Lv. " "	M		* 4.12			* 6.23										
		* 11.49			* 4.18		75	Lv. Carner	"	Lv. " "	M		* 4.04			* 6.15										
		11.59			4.30		81	Lv. Oxford	"	Lv. " "	M		3.55			* 6.03										
		* 12.04			* 4.37		85	Lv. Swan Lake	"	Lv. " "	M		* 3.50			* 5.58										
		12.22			* 5.05	* 6.50	95	Lv. Downey	"	Lv. " "	M		* 3.22			* 5.41										
		* 12.30			* 5.15		100	Lv. Virginia	"	Lv. " "	M		* 3.10			* 5.32										
		* 12.40			* 5.22		105	Lv. Arimo	"	Lv. " "	M		* 3.00			* 5.23										
	113- Daily	12.55	11.20		5.45	7.20	111	Lv. McCammon	"	Lv. " "	M		2.45	12.25	2.35	5.10	4.35	114- Daily								
		1.45	12.05		6.30	8.05	134	Ar. Pocatello	"	Lv. " "	M		1.50	11.35	1.50	4.25	3.50									
		2.30	12.25		7.20	8.45	134	Ar. Pocatello	"	Lv. " "	M		1.25	11.10	1.35			1.00								
		* 2.42			* 7.32	9.00	140	Lv. Tyhee	"	Lv. " "	M		* 1.03	* 10.55				* 12.46								
		* 2.52			* 7.42	9.10	146	Lv. Ross Fork	"	Lv. " "	M		* 1.24	* 10.45				* 12.36								
		* 3.02			* 7.51	9.20	151	Lv. Gibson	"	Lv. " "	M		* 1.23	* 10.35				* 12.26								
		* 3.15	1.08		8.05	9.34	158	Lv. Blackfoot	"	Lv. " "	M		12.25	10.21	12.44			* 12.12								
		* 3.27			* 8.15	9.45	163	Lv. Wapello	"	Lv. " "	M		* 12.08	* 10.09				* 12.01								
		3.37			* 8.25	* 9.55	171	Lv. Firth	"	Lv. " "	M		* 11.59	* 9.58				11.49								
		3.51			8.37	10.08	176	Lv. Shelley	"	Lv. " "	M		11.50	9.45				11.39								
		4.10	1.50		9.00	10.30	184	Lv. Idaho Falls	"	Lv. " "	M		11.35	9.28	11.59			11.20								
	Arrive		Arrive		* 9.12	* 10.42	193	Lv. Payne	"	Lv. " "	M		* 11.19	* 9.12												
<b>THROUGH SLEEPING CAR SERVICE BETWEEN SALT LAKE CITY AND POINTS WEST AND NORTH WESTBOUND</b> To Butte, Pullman Standard Sleepers Lv. SALT LAKE ----- 2.30 11.45 Ar. Butte ----- 7.00 5.10 To Buhl, Pullman Standard Sleepers Lv. SALT LAKE ----- 11.45 Ar. Buhl ----- 1.05 To Boise, Pullman Standard Sleepers Lv. SALT LAKE ----- 2.30 8.00 11.45 Ar. Boise ----- 4.50 10.45 4.25 To San Francisco, Calif. and Ely, Nev., Pullman Standard Sleepers Lv. SALT LAKE ----- 2.30 11.45 Lv. Ogden ----- 3.40 4.20 Ar. Cobre ----- 9.07 Ar. Ely ----- 6.05 Ar. San Francisco ----- 5.28 2.48 To Portland, Pullman Standard Sleepers Lv. SALT LAKE ----- 11.45 2.30 Lv. Ogden ----- 1.15 3.50 Lv. Pocatello ----- 7.25 8.50 Ar. Portland ----- 10.30 8.00 To Idaho Falls, Pullman Tourist Sleepers Lv. SALT LAKE ----- 11.45 Ar. Idaho Falls ----- 8.55																										
<b>THROUGH SLEEPING CAR SERVICE BETWEEN SALT LAKE CITY AND POINTS WEST AND NORTH EASTBOUND</b> From Butte, Pullman Standard Sleepers Lv. Butte ----- 4.00 1.30 Ar. SALT LAKE ----- 8.15 5.00 From Buhl, Pullman Standard Sleepers Lv. Buhl ----- 6.35 Ar. SALT LAKE ----- 9.10 From Boise, Pullman Standard Sleepers Lv. Boise ----- 2.50 5.00 7.30 Ar. SALT LAKE ----- 5.00 9.10 10.15 From San Francisco, Calif. and Ely, Nev., Pullman Standard Sleepers Lv. San Francisco ----- 9.00 Lv. Ely ----- B 7.30 Ar. Cobre ----- 12.32 12.32 Ar. Ogden ----- 5.35 5.35 Ar. SALT LAKE ----- 6.30 6.30 From Portland, Pullman Standard Sleepers Lv. Portland ----- 10.00 8.00 Ar. Pocatello ----- 11.15 3.30 Ar. Ogden ----- 3.50 8.00 Ar. SALT LAKE ----- 5.00 9.10 From Idaho Falls, Pullman Tourist Sleepers Lv. Idaho Falls ----- 11.30 Ar. SALT LAKE ----- 8.15																										

\* Stops on signal.

a Stops to leave passengers from points west and north of Pocatello.

B--Except Sunday.

C--Except Saturday.

M--Mountain Time.

**Table 67. OREGON SHORT LINE RAILROAD CO. BRANCH LINES**

14-Daily	20-Daily	4-Daily	8-Daily	36-Daily	22-Daily	34-Daily	12-Daily	24-Daily	2-Daily	16-Daily	Miles	BETWEEN OGDEN AND SALT LAKE		Elevation	31-Daily	13-Daily	7-Daily	21-Daily	3-Daily	11-Daily	35-Daily	19-Daily	15-Daily	9-Daily
9.15	6.45	4.00	3.50	3.30	2.30	11.35	10.30	8.10	7.16	6.30	0	Lv. Ogden	Utah Ar.	4296	8.05	9.00	12.50	2.00	3.30	5.20	6.15	6.45	7.55	12.50
* 9.26				* 3.43	* 2.41	* 11.46	* 10.42				6	Lv. Roy	"	Lv. 4390		* 8.51		* 1.48		5.07	* 6.03			* 12.20
* 9.33				* 3.50	* 2.47	* 11.51	* 10.49				10	Lv. Clearfield	"	Lv. 4451		* 8.44		* 1.42		5.07	* 5.59			* 12.23
* 9.39				* 3.57	* 2.53	* 11.66	10.59		* 7.40	* 6.57	14	Lv. Layton	"	Lv. 4360		* 8.34		* 1.34		4.53	* 5.48			* 12.26
* 9.42				* 4.00	* 2.59	* 11.59	11.04		* 7.44	* 7.00	16	Lv. Kaysville	"	Lv. 4262		* 8.31		* 1.30		4.48	* 5.45			* 12.29
* 9.49				* 4.07	* 3.08	* 12.08	11.12	* 8.45	* 7.51	* 7.08	22	Lv. Farmington	"	Lv. 4231		8.23		* 1.22		4.38	* 5.37			* 12.32
* 9.68				* 4.17	* 3.16	* 12.18	11.22		* 8.00	* 7.18	28	Lv. Woods Cross	"	Lv. 4297		8.12		* 1.13		4.28	* 5.27			* 11.8
10.15	8.30	5.00	4.45	4.30	3.30	12.35	11.35	9.10	8.15	7.35	36	Ar. SALT LAKE	"	Lv. 4253	7.10	8.00	11.55	1.00	2.30	4.15	5.15	6.00	7.00	11.50

**ADDITIONAL LOCAL TRAINS**

No. 32 leave Ogden 8.30 a. m. arrive Salt Lake 9.15 a. m. No. 38 leave Ogden 6.15 p. m. arrive Salt Lake 7.15 p. m.  
 No. 23 leave Salt Lake 8.45 a. m. arrive Ogden 9.30 a. m. No. 33 leave Salt Lake 3.10 p. m. arrive Ogden 4.10 p. m.

**Table 68. BETWEEN BRIGHAM AND MALAD**

133-A	Motor 131-B	Miles	BETWEEN BRIGHAM AND MALAD		Elevation	134-A	Motor 132-B
6.15	9.30	0	Lv. Brigham	Utah Ar.	4305	9.15	4.25
6.27	9.42	6	Lv. Corinne	"	Lv. 4227	8.57	4.02
* 8.36	* 9.51	10	Lv. Waukegan	"	Lv. ---	* 8.47	* 3.52
* 8.41	* 9.56	12	Lv. Evans	"	Lv. ---	* 8.41	* 3.47
* 6.46	* 10.01	14	Lv. Bonita	"	Lv. ---	* 8.36	* 3.43
* 6.51	* 10.06	16	Lv. Elwood	"	Lv. 5348	* 8.31	* 3.39
6.58	10.18	18	Lv. Tremonton	"	Lv. ---	8.27	3.35
7.04	10.25	20	Lv. Garland	"	Lv. 4248	8.20	3.27
8.20	11.45	57	Ar. Malad	"	Lv. ---	7.15	2.15

**Table 75. BETWEEN IDAHO FALLS AND YELLOWSTONE**

215-A	113-A	Miles	BETWEEN IDAHO FALLS AND YELLOWSTONE		Elevation	16-A	114-A	211-A
9.35	4.15	0	Lv. Idaho Falls	Idaho Ar.	4699	11.55	11.15	7.00
10.10	4.51	* 1.50	Lv. Rigby	"	Lv. 4949	* 11.18	10.40	7.05
10.18	5.01	19	Lv. Lorenzo	"	Lv. 4848		10.30	7.10
10.37	5.21	* 2.45	Lv. Rexburg	"	Lv. 4861	* 10.50	10.10	7.15
* 11.00	5.48	3.12	Lv. St. Anthony	"	Lv. 4968	10.22	9.45	7.20
11.40	6.25	3.45	Lv. Ashton	"	Lv. ---	9.50	9.05	7.25
11.45	6.30	53	Ar. Marysville	"	Lv. ---		9.00	7.30
		58	Ar. Warm River	"	Lv. ---	9.25		7.35
		107	Ar. Yellowstone	Mont. Lv.		6.45		7.40

**Table 69. BETWEEN CACHE JUNCTION AND PRESTON**

141-A	143-A	11-A	Miles	BETWEEN CACHE JUNCTION AND PRESTON		Elevation	12-A	144-A	142-A
6.35	11.10	7.10	0	Lv. Cache Junction	Utah Ar.	4445	8.35	5.15	10.45
6.50	11.28	7.25	9	Lv. Mendon Jct.	"	Lv. 4436	8.18	4.57	10.22
7.40	12.19	7.43	16	Lv. Logan	"	Lv. 4499	8.00	4.08	9.30
	12.40	8.00	29	Lv. Smithfield	"	Lv. 4554	7.37	3.48	
	12.52	8.15	23	Lv. Richmond	"	Lv. 4529	7.22	3.32	
	1.08	8.31	35	Lv. Franklin	"	Lv. ---	7.04	3.13	
	1.25	9.00	43	Ar. Preston	Ida. Lv.	4718	6.45	2.55	

**Table 76. BETWEEN SHOSHONE AND KETCHUM**

159-A	Miles	BETWEEN SHOSHONE AND KETCHUM		160-A	3-B	1-B	Table 77. PAYETTE VALLEY RAILROAD		
10.50	0	Lv. Shoshone	Idaho Ar.	5.05			Lv. Payette	Ar.	9.05
11.25	16	Lv. Richfield	"	4.25	4.00	7.00	Lv. Fruitland	Lv.	8.35
1.00	52	Lv. Bellevue	"	2.50	4.30	7.30	Lv. Buckingham	Lv.	8.25
1.20	57	Lv. Hailey	"	2.35	4.40	7.40	Lv. New Plymouth	Lv.	8.05
1.50	70	Ar. Ketchum	"	2.05	4.55	8.00			

**Table 70. BETWEEN MENDON AND LOGAN JCT.**

141-A	143-A	BETWEEN MENDON AND LOGAN JCT.		142-A	144-A	Mixed 201-B	Miles	Table 71. BETWEEN BLACKFOOT AND MACKAY		Elevation	Mixed 202-B
6.50	11.28	Lv. Mendon	Ar.	10.22	4.57			Lv. Blackfoot	Ar.	4497	6.25
7.05	11.42	Lv. Wellsville	Ar.	10.07	4.45			Lv. Arco	Ar.	5318	3.50
7.17	11.54	Lv. Hyrum	Ar.	9.55	4.33	8.25	0	Lv. Mackay	Lv.	5897	2.45
* 7.28	* 12.07	Lv. Sugar Fact.	Ar.			11.05	59				
7.32	12.11	Lv. Logan Jct.	Ar.	9.37	4.15	12.10	85				

**Table 78. MINIDOKA & SOUTHWESTERN R. R. CO.**

155-A	153-A	Miles	MINIDOKA & SOUTHWESTERN R. R. CO.		154-A	156-A	1-A	7.00	6.15	6.00
4.05	10.00	0	Lv. Minidoka	Idaho Ar.	9.00	10.00				
4.25	* 10.17	8	Lv. Acequia	"	Lv. ---	* 8.42	* 9.40			
4.38	10.29	13	Lv. Rupert	"	Lv. ---	8.32	9.25			
4.53	10.43	20	Lv. Heyburn	"	Lv. ---	8.17	9.10			
4.58	10.49	22	Lv. Burley	"	Lv. ---	8.09	9.02			
* 5.08	* 11.01	26	Lv. Starrh's Ferry	"	Lv. ---	* 7.57	* 8.50			
* 5.27	* 11.16	33	Lv. Milner	"	Lv. ---	7.44	8.37			
* 5.47	* 11.35	42	Lv. Murtaugh	"	Lv. ---	* 7.29	* 8.22			
8.17	12.01	53	Lv. Kimberly	"	Lv. ---	7.03	7.54			
6.30	12.15	59	Ar. Twin Falls	"	Lv. ---	6.50	7.40			
7.10	1.05	74	Ar. Buhl	"	Lv. ---	6.00	6.35			

**Table 73. BETWEEN ONTARIO AND VALE**

Mixed 179-A	Miles	BETWEEN ONTARIO AND VALE		Elevation	Mixed 180-A	Mxd. 151-B	Miles	Table 74. WYOMING WESTERN R. R.		Mxd. 152-B
9.30	0	Lv. Ontario	Ar.	2153	4.00	3.00	0	Lv. Cumberland	Ar.	8.45
9.42	4	Lv. Cairo	Lv.		3.35	3.45	11	Lv. Glencoe Jct.	Lv.	8.00
10.10	15	Ar. Vale	Lv.	4400	3.05	4.30	17	Ar. Moyer Jct.	Lv.	7.30

**Table 79. PACIFIC & IDAHO NORTHERN RAILWAY**

Mixed 3-B	Miles	PACIFIC & IDAHO NORTHERN RAILWAY		Mixed 4-B
10.15	0	Lv. Weiser	Idaho Ar.	7.57
10.57	14	Lv. Crane	"	Ar. 7.11
11.29	24	Lv. Barton	"	Ar. 6.37
11.44	27	Lv. Diamond Sp'gs.	"	Ar. 8.25
12.05	32	Lv. Midvale	"	Ar. 6.07
1.38	60	Lv. Council	"	Ar. 4.37
2.14	69	Lv. Hot Springs	"	Ar. 4.05
2.45	76	Ar. Evergreen	Lv.	3.45

**Table 72. BETWEEN NAMPA AND BOISE**

13-A	171-A	169-A	167-A	165-A	Mixed 163-A	BETWEEN NAMPA AND BOISE		Elevation	Mixed 164-A	166-A	14-A	168-A	170-A	172-A
10.05	7.40	6.35	3.40	10.45	4.00	Lv. Nampa	Ar.	2487	3.40	7.45	8.10	3.10	5.45	6.05
10.45	8.25	7.20	4.25	11.30	4.50	Ar. Boise	Lv.	2460	2.50	7.00	7.30	2.25	5.00	5.20

A--Daily. B--Daily, except Sun. E--Mon., Wed. and Fri. only. \* Stop on Signal. Mixed, Freight and Passenger P--Pacific Time. || Miles

## WHY YOU SHOULD EAT RICE

It is the Easiest Cereal to Digest

Rice digests in 1 hour, oatmeal in 2½ hours, bread in 3 hours, potatoes in 3½ hours, meat in 4 hours. Prescribed for stomach troubles.

It is the most Nutritious Cereal

It is Perfectly Adapted

To the needs of the working man, invalid and infant.

RICE forms the principal food of one-half the population of the earth. BEST eaten with gravy in place of bread or potatoes. FOR breakfast try toasted rice flakes.

### HOW TO BOIL RICE

Wash one cup of rice thoroughly. Bring to the boiling point three cups of water. Add a scant teaspoon of salt, and when the water is boiling briskly add the rice gradually. Don't stir while boiling. In about 15 minutes the rice will have absorbed the water, become soft, and puffed to three times its original size. Place cooked rice on back of stove or in oven to dry out. Serve hot, every grain separate, with soups or gravies.

FOR "CREOLE MAMMY RICE RECIPES" FREE

Write to GERRIT FORT, Pass'r Traffic Manager, Union Pacific R. R., Omaha, Neb.





## TOURIST CAR SERVICE

TO AND FROM CHICAGO, OMAHA, KANSAS CITY, DENVER, COLORADO POINTS AND THE PACIFIC COAST

### DAILY PULLMAN TOURIST SLEEPING CARS

OMAHA TO DENVER				Colorado Express No. 15	DENVER TO OMAHA				Eastern Express No. 10
Lv. Omaha	Un. Pacific	3.50	To-day	Lv. DENVER	Un. Pacific	10.30	To-day	Lv. DENVER	Un. Pacific
Ar. DENVER	"	7.35	To-morrow	Ar. Omaha	"	4.50	To-morrow	Ar. Omaha	"

### CHICAGO TO LOS ANGELES

Lv. Chicago	C. & N. W.	10.16	Sun.	Mon.	Tue.	Wed.	Thu.	Fri.	Sat.	Sun.	
Lv. Omaha	U. P.	12.45	Mon.	Tue.	Wed.	Thu.	Fri.	Sat.	Sun.	Mon.	
Ar. Ogden	"	3.35	Tue.	Wed.	Thu.	Fri.	Sat.	Sun.	Mon.	Tue.	
Lv. SALT LAKE	SP LA&SL	5.00	Tue.	Wed.	Thu.	Fri.	Sat.	Sun.	Mon.	Tue.	
Ar. Los Angeles	"	4.30	Wed.	Thu.	Fri.	Sat.	Sun.	Mon.	Tue.	Wed.	

### LOS ANGELES TO CHICAGO

Lv. Los Angeles	SP LA&SL	10.30	Sun.	Mon.	Tue.	Wed.	Thu.	Fri.	Sat.	Sun.	
Lv. SALT LAKE	O. S. L.	11.55	Mon.	Tue.	Wed.	Thu.	Fri.	Sat.	Sun.	Mon.	
Lv. Ogden	U. P.	1.05	Mon.	Tue.	Wed.	Thu.	Fri.	Sat.	Sun.	Mon.	
Ar. Omaha	"	8.30	Tue.	Wed.	Thu.	Fri.	Sat.	Sun.	Mon.	Tue.	
Ar. Chicago	C. & N. W.	11.20	Wed.	Thu.	Fri.	Sat.	Sun.	Mon.	Tue.	Wed.	

### CHICAGO and OMAHA to SAN FRANCISCO and LOS ANGELES

Lv. Chicago	C. & N. W.	10.45	Sun.	Mon.	Tue.	Wed.	Thu.	Fri.	Sat.	Sun.	
Lv. Chicago	CM & St. P	10.10	Sun.	Mon.	Tue.	Wed.	Thu.	Fri.	Sat.	Sun.	
Lv. Omaha	Un. Pacific	4.10	Mon.	Tue.	Wed.	Thu.	Fri.	Sat.	Sun.	Mon.	
Lv. Cheyenne	"	11.05	Tue.	Wed.	Thu.	Fri.	Sat.	Sun.	Mon.	Tue.	
Lv. Ogden	So. Pacific	6.30	Wed.	Thu.	Fri.	Sat.	Sun.	Mon.	Tue.	Wed.	
Ar. San Francisco	"	2.48	Thu.	Fri.	Sat.	Sun.	Mon.	Tue.	Wed.	Thu.	
Ar. Los Angeles	"	8.45	Fri.	Sat.	Sun.	Mon.	Tue.	Wed.	Thu.	Fri.	

### LOS ANGELES and SAN FRANCISCO to OMAHA and CHICAGO

Lv. Los Angeles	So. Pacific	2.30	Sun.	Mon.	Tue.	Wed.	Thu.	Fri.	Sat.	Sun.	
Lv. San Francisco	"	9.00	Mon.	Tue.	Wed.	Thu.	Fri.	Sat.	Sun.	Mon.	
Lv. Ogden	Un. Pacific	8.35	Wed.	Thu.	Fri.	Sat.	Sun.	Mon.	Tue.	Wed.	
Ar. Cheyenne	"	2.15	Thu.	Fri.	Sat.	Sun.	Mon.	Tue.	Wed.	Thu.	
Ar. DENVER	"	9.30	Thu.	Fri.	Sat.	Sun.	Mon.	Tue.	Wed.	Thu.	
Ar. Kansas City	"	8.05	Fri.	Sat.	Sun.	Mon.	Tue.	Wed.	Thu.	Fri.	
Ar. Omaha	"	5.45	Thu.	Fri.	Sat.	Sun.	Mon.	Tue.	Wed.	Thu.	
Ar. Chicago	CM & St. P	8.00	Fri.	Sat.	Sun.	Mon.	Tue.	Wed.	Thu.	Fri.	
Ar. Chicago	C. & N. W.	8.30	Fri.	Sat.	Sun.	Mon.	Tue.	Wed.	Thu.	Fri.	

### CHICAGO AND OMAHA TO SEATTLE

Lv. Chicago	C. & N. W.	10.16	Sun.	Mon.	Tue.	Wed.	Thu.	Fri.	Sat.	Sun.	
Lv. Omaha	Un. Pacific	12.50	Mon.	Tue.	Wed.	Thu.	Fri.	Sat.	Sun.	Mon.	
Lv. Cheyenne	"	3.00	Tue.	Wed.	Thu.	Fri.	Sat.	Sun.	Mon.	Tue.	
Ar. Portland	O. R. & N.	8.00	Wed.	Thu.	Fri.	Sat.	Sun.	Mon.	Tue.	Wed.	
Ar. Seattle	O. & W.	7.15	Thu.	Fri.	Sat.	Sun.	Mon.	Tue.	Wed.	Thu.	

### SEATTLE TO OMAHA AND CHICAGO

Lv. Seattle	O. & W.	11.45	Sat.	Sun.	Mon.	Tue.	Wed.	Thu.	Fri.	Sat.	
Lv. Portland	O. R. & N.	10.00	Sun.	Mon.	Tue.	Wed.	Thu.	Fri.	Sat.	Sun.	
Ar. Cheyenne	Un. Pacific	5.20	Tue.	Wed.	Thu.	Fri.	Sat.	Sun.	Mon.	Tue.	
Ar. Omaha	"	8.20	Tue.	Wed.	Thu.	Fri.	Sat.	Sun.	Mon.	Tue.	
Ar. Chicago	C. & N. W.	11.20	Wed.	Thu.	Fri.	Sat.	Sun.	Mon.	Tue.	Wed.	

### CHICAGO AND OMAHA TO PORTLAND

Lv. Chicago	C. & N. W.	10.45	Sun.	Mon.	Tue.	Wed.	Thu.	Fri.	Sat.	Sun.	
Lv. Omaha	Un. Pacific	4.00	Mon.	Tue.	Wed.	Thu.	Fri.	Sat.	Sun.	Mon.	
Lv. Cheyenne	"	11.00	Tue.	Wed.	Thu.	Fri.	Sat.	Sun.	Mon.	Tue.	
Lv. Green River	"	10.45	Tue.	Wed.	Thu.	Fri.	Sat.	Sun.	Mon.	Tue.	
Lv. Huntington	O. R. & N.	5.50	Wed.	Thu.	Fri.	Sat.	Sun.	Mon.	Tue.	Wed.	
Ar. Portland	"	10.30	Thu.	Fri.	Sat.	Sun.	Mon.	Tue.	Wed.	Thu.	

### PORTLAND TO OMAHA AND CHICAGO

Lv. Portland	O. R. & N.	8.00	Sun.	Mon.	Tue.	Wed.	Thu.	Fri.	Sat.	Sun.	
Lv. Huntington	O. S. L.	3.10	Mon.	Tue.	Wed.	Thu.	Fri.	Sat.	Sun.	Mon.	
Lv. Green River	Un. Pacific	2.10	Tue.	Wed.	Thu.	Fri.	Sat.	Sun.	Mon.	Tue.	
Lv. Cheyenne	"	1.05	Wed.	Thu.	Fri.	Sat.	Sun.	Mon.	Tue.	Wed.	
Ar. Omaha	"	5.10	Wed.	Thu.	Fri.	Sat.	Sun.	Mon.	Tue.	Wed.	
Ar. Chicago	C. & N. W.	8.30	Thu.	Fri.	Sat.	Sun.	Mon.	Tue.	Wed.	Thu.	

### KANSAS CITY AND DENVER TO GREEN RIVER

Lv. Kansas City	Un. Pacific	6.00	Sun.	Mon.	Tue.	Wed.	Thu.	Fri.	Sat.	Sun.	
Lv. DENVER	"	1.00	Mon.	Tue.	Wed.	Thu.	Fri.	Sat.	Sun.	Mon.	
Lv. Cheyenne	"	3.00	Tue.	Wed.	Thu.	Fri.	Sat.	Sun.	Mon.	Tue.	
Ar. Green River	"	12.30	Tue.	Wed.	Thu.	Fri.	Sat.	Sun.	Mon.	Tue.	

### SALT LAKE TO KANSAS CITY

Lv. SALT LAKE	O. S. L.	5.15	Sun.	Mon.	Tue.	Wed.	Thu.	Fri.	Sat.	Sun.	
Lv. Ogden	U. P.	6.50	Sun.	Mon.	Tue.	Wed.	Thu.	Fri.	Sat.	Sun.	
Ar. DENVER	"	5.00	Mon.	Tue.	Wed.	Thu.	Fri.	Sat.	Sun.	Mon.	
Ar. Kansas City	"	3.45	Tue.	Wed.	Thu.	Fri.	Sat.	Sun.	Mon.	Tue.	

### KANSAS CITY TO SALT LAKE, AND LOS ANGELES

Lv. Kansas City	Un. Pacific	10.05	Sun.	Mon.	Tue.	Wed.	Thu.	Fri.	Sat.	Sun.	
Lv. DENVER	"	6.30	Mon.	Tue.	Wed.	Thu.	Fri.	Sat.	Sun.	Mon.	
Ar. Cheyenne	"	10.45	Mon.	Tue.	Wed.	Thu.	Fri.	Sat.	Sun.	Mon.	
Ar. Ogden	"	5.45	Tue.	Wed.	Thu.	Fri.	Sat.	Sun.	Mon.	Tue.	
Ar. SALT LAKE	O. S. L.	7.35	Tue.	Wed.	Thu.	Fri.	Sat.	Sun.	Mon.	Tue.	
Ar. Los Angeles	SP LA&SL	2.30	Wed.	Thu.	Fri.	Sat.	Sun.	Mon.	Tue.	Wed.	

### LOS ANGELES AND SALT LAKE TO KANSAS CITY

Lv. Los Angeles	SP LA&SL	8.00	Fri.	Sun.	Mon.	Tue.	Wed.	Thu.	Fri.	Sat.	
Lv. SALT LAKE	O. S. L.	7.10	Tue.	Wed.	Thu.	Fri.	Sat.	Sun.	Mon.	Tue.	
Lv. Ogden	Un. Pacific	8.35	Tue.	Wed.	Thu.	Fri.	Sat.	Sun.	Mon.	Tue.	
Lv. Cheyenne	"	5.30	Wed.	Thu.	Fri.	Sat.	Sun.	Mon.	Tue.	Wed.	
Ar. DENVER	"	9.30	Wed.	Thu.	Fri.	Sat.	Sun.	Mon.	Tue.	Wed.	
Lv. DENVER	"	10.30	Wed.	Thu.	Fri.	Sat.	Sun.	Mon.	Tue.	Wed.	
Ar. Kansas City	"	8.05	Thu.	Fri.	Sat.	Sun.	Mon.	Tue.	Wed.	Thu.	

† Passengers transfer into Chicago Car at Ogden.

● Passengers transfer into Denver—Kansas City Car at Ogden.

### WEDNESDAY TOURIST CARS TO AND FROM MINNEAPOLIS, ST. PAUL AND LOS ANGELES

WESTBOUND				EASTBOUND					
Lv. Minneapolis	WESTBOUND	C. St. P. M. & O.	9.30	Wed.	Lv. Los Angeles	EASTBOUND	S. P. L. A. & S. L.	8.00	Wed.
Lv. St. Paul	"	"	10.10	Thu.	Lv. Salt Lake City	"	D. & R. G.	8.10	Fri.
Lv. Omaha	"	Un. Pac.	3.50	Thurs.	Ar. Denver	"	"	1.10	Sat.
Ar. Denver	"	"	7.35	Fri.	Ar. Omaha	"	Un. Pac.	4.50	Sun.
Ar. Salt Lake City	"	D. & R. G.	2.15	Sat.	Ar. St. Paul	"	C. St. P. M. & O.	7.40	Mon.
Ar. Los Angeles	"	S. P. L. A. & S. L.	8.00	Mon.	Ar. Minneapolis	"	"	8.15	Tue.

# UNION PACIFIC

# UNION PACIFIC

## PERSONALLY CONDUCTED EXCURSIONS TO AND FROM COUNCIL BLUFFS, OMAHA, SALT LAKE CITY, SAN FRANCISCO, LOS ANGELES

### PERSONALLY CONDUCTED EXCURSIONS

#### CHICAGO AND OMAHA TO LOS ANGELES

Lv. Chicago	C. & N. W.	10.45	Tuesday	Thursday
Lv. Omaha	Un. Pacific	4.10	Wednesday	Friday
Lv. Cheyenne	"	11.05	Thursday	Saturday
Ar. Ogden	"	5.45	Friday	Sunday
Ar. San Francisco	So. Pacific	2.48	Saturday	Monday
Ar. Los Angeles	"	8.45	Sunday	Tuesday

China and Japan  
Fast Mail No. 3.

#### LOS ANGELES TO OMAHA AND CHICAGO

Lv. Los Angeles	So. Pacific	2.30	Tuesday	Thursday
Lv. San Francisco	"	9.00	Wednesday	Friday
Lv. Ogden	Un. Pacific	8.35	Friday	Sunday
Lv. Cheyenne	"	2.30	Saturday	Monday
Ar. Omaha	"	5.45	Saturday	Monday
Ar. Chicago	C. & N. W.	8.30	Sunday	Tuesday

China and Japan  
Fast Mail No. 10

## MEALS EN ROUTE

TOURIST CAR PASSENGERS ON THE UNION PACIFIC ENJOY EXCELLENT DINING CAR SERVICE AT A MODERATE EXPENSE. ALL MEALS IN DINING CARS ARE SERVED

### A LA CARTE

a complete meal or light lunch being obtained at reasonable prices, passengers paying only for what they order. Meals can also be procured at first-class dining stations or at lunch counters en route. Or, if passengers choose, they may provide themselves with lunch baskets, which can be replenished as occasion requires at the eating houses on the line.

If you cross the continent in one of the **TOURIST SLEEPERS** of the **UNION PACIFIC** you will enjoy your trip and save considerable money.

### ELECTRIC BLOCK SIGNALS--EXCELLENT DINING CARS

INQUIRE OF

S. A. HUTCHISON, MANAGER, 212 CLARK STREET, CHICAGO, ILL.

### OREGON AND WASHINGTON R. R. CO.

#### GOING SOUTH

#### Table 97

#### GOING NORTH

363 Owl	311 Shasta Limited	351 Loc. I	Miles	STATIONS	Elevation	362 Local	312 Shasta Limited	364 Owl
11.45	11.00	7.15	0.	Lv. SEATTLE	Ar.	3.45	9.20	7.15
*12.10		7.40	9.9	Lv. Black River	Lv.	3.20		* 6.50
*12.22		7.53	16.1	Lv. Kent	Lv.	3.06		* 6.38
*12.33		8.03	21.2	Lv. Auburn	Lv.	2.54		* 6.28
*12.46		8.16	28.0	Lv. Sumner	Lv.	2.40		* 6.17
*12.50		8.20	33.0	Lv. No. Puyallup	Lv.	2.38		* 6.13
1.15	12.20	8.45	37.9	Ar. TACOMA	Lv.	2.15	8.00	5.50
1.15	12.20	8.45	37.9	Lv. Roy	Ar.	2.15	8.00	5.50
2.03		9.25	59.2	Lv. Yelm	Lv.	1.20		4.42
* 2.13		9.35	64.7	Lv. Rainier	Lv.	1.10		* 4.30
* 2.25		9.45	70.2	Lv. Tenino	Lv.	12.59		* 4.19
* 2.43		10.01	79.0	Lv. Bucoda	Lv.	12.45		4.00
* 2.50		10.06	82.4	Lv. Wabash	Lv.	12.39		
		10.15	87.6	Lv. Centralia	Lv.	12.28		
3.10	2.00	10.20	89.4	Lv. Chehalis	Lv.	12.25	6.19	3.35
3.20	2.10	10.30	93.5	Lv. Newaukum	Lv.	12.15	6.09	3.20
			96.3	Lv. Napavine	Lv.			
3.40		10.50	101.0	Lv. Winlock	Lv.	11.59		3.05
3.55		11.01	107.3	Lv. Sopenah	Lv.	11.45		2.45
		11.15	113.8	Lv. Castle Rock	Lv.	11.30		
4.36		11.39	124.9	Lv. Tillicum	Lv.	11.05		2.05
			129.7	Lv. Kelso	Lv.			
5.01		12.14	134.2	Lv. Kalama	Lv.	10.44		1.44
5.25		12.40	144.4	Lv. Martins Bluff	Lv.	10.25		1.25
		*12.50	148.9	Lv. Woodland	Lv.	*10.15		1.09
5.44		1.93	153.6	Lv. Ridgefield	Lv.	10.05		
5.55		1.18	159.5	Lv. Vancouver Jct.	Lv.	9.51		12.58
			170.2	Lv. Vancouver	Lv.			
6.25	4.30	1.55	173.3	Lv. Stockdale	Lv.	9.20	3.50	12.35
			175.2	Lv. East Portland	Lv.			
7.10	5.15	2.40		Lv. PORTLAND	Lv.	8.35	3.05	11.50
7.15	5.20	2.45	186.7	Ar. PORTLAND	Lv.	8.30	3.00	11.45

### EQUIPMENT

#### Nos. 311-312.

Observation Car between Seattle and Portland. Compartment Drawing Room Sleeping Car between Seattle and San Francisco. Pullman Sleeping Car between Seattle and San Francisco. Excellent Dining-Car service. All meals served a la carte.

#### Nos. 363-364.

Pullman Drawing Room Sleeping Car between Seattle and Portland. Pullman Drawing Room Sleeping Car between Tacoma and Portland. Pullman Tourist Sleeping Car between Seattle and Chicago via O. R. & N. east of Portland. Modern Passenger Coaches between Seattle and Portland. Connection is made at Portland with similar equipment to and from Eastern and California points via the O. R. & N. and S. P.

#### Nos. 361-362.

Parlor Observation Car between Seattle and Portland. Modern Passenger Coaches between Seattle and Portland. Excellent Dining-Car service; all meals a la carte. Connection is made at Portland with similar equipment to and from Eastern and California points via the O. R. & N. and S. P.

# UNION PACIFIC

# UNION PACIFIC

**\* PULLMAN SLEEPING CAR RATES, CHARTERED CARS, STOP-OVERS, ETC.**  
These rates are subject to change without notice.

BETWEEN	Chicago				Council Bluffs Omaha Kansas City				Denver				Ogden Salt Lake City				Los Angeles San Francisco				Portland and Seattle				Spokane			
	Double Tourist Berth	Double Standard Berth	Drawing Room	Compartment	Double Tourist Berth	Double Standard Berth	Drawing Room	Compartment	Double Tourist Berth	Double Standard Berth	Drawing Room	Compartment	Double Tourist Berth	Double Standard Berth	Drawing Room	Compartment	Double Tourist Berth	Double Standard Berth	Drawing Room	Compartment	Double Tourist Berth	Double Standard Berth	Drawing Room	Compartment	Double Tourist Berth	Double Standard Berth	Drawing Room	
<b>Boston</b> .....Mass.	2.75	5.50	20.00	15.50	-----	-----	-----	-----	-----	-----	-----	-----	-----	-----	-----	-----	-----	-----	-----	-----	-----	-----	-----	-----	-----	-----	-----	-----
<b>Butte</b> .....Mont.	4.50	9.00	32.00	25.50	3.50	7.00	25.00	20.00	-----	6.50	23.00	18.50	-----	3.00	11.00	8.50	-----	-----	-----	-----	-----	-----	-----	-----	-----	-----	-----	-----
<b>Cheyenne</b> .....Wyo.	3.00	6.00	21.00	17.00	1.75	3.50	13.00	10.00	1.00	1.50	6.00	5.00	1.75	3.50	13.00	10.00	\$4.50	\$9.00	\$32.00	\$25.50	4.50	5.00	18.00	14.00	-----	8.00	28.00	
<b>Chicago</b> .....Ill.	-----	-----	-----	-----	1.25	2.50	9.00	7.00	3.00	6.00	21.00	17.00	4.75	9.50	34.00	27.00	7.00	14.00	49.00	39.50	7.00	14.00	49.00	39.50	5.75	11.50	41.00	
<b>Council Bluffs</b> .....Ia.	1.25	2.50	9.00	7.00	-----	-----	-----	-----	2.00	4.00	14.00	11.50	3.50	7.00	25.00	20.00	5.75	11.50	41.00	32.50	5.75	11.50	41.00	32.50	4.75	9.50	34.00	
<b>Denver</b> .....Colo.	3.00	6.00	21.00	17.00	1.75	3.50	13.00	10.00	-----	-----	-----	-----	2.00	4.00	14.00	11.50	4.75	9.50	34.00	27.00	4.75	9.50	34.00	27.00	-----	8.00	28.00	
<b>Hazen</b> .....Nev.	6.50	13.00	46.00	36.50	5.25	10.50	37.00	29.50	4.00	8.00	28.00	22.50	2.00	4.00	14.00	11.50	1.00	2.00	7.00	6.00	-----	-----	-----	-----	-----	-----	-----	
<b>Helena</b> .....Mont.	4.50	9.00	32.00	25.50	3.50	7.00	25.00	20.00	-----	6.50	23.00	18.50	-----	-----	-----	-----	-----	-----	-----	-----	-----	-----	-----	-----	-----	-----	-----	-----
<b>Huntington</b> .....Ore.	5.75	11.50	41.00	32.50	4.50	9.00	32.00	25.50	3.25	6.50	23.00	18.50	1.75	3.50	13.00	10.00	-----	-----	-----	-----	1.50	3.00	11.00	8.50	-----	3.00	11.00	
<b>Idaho Falls</b> .....Ida.	-----	-----	-----	-----	-----	-----	-----	-----	1.00	2.00	7.00	6.00	-----	-----	-----	-----	-----	-----	-----	-----	-----	5.00	18.00	14.00	-----	-----	-----	
<b>Kansas City</b> .....Mo.	1.25	2.50	9.00	6.00	-----	-----	-----	-----	1.75	3.50	13.00	10.00	3.50	7.00	25.00	20.00	5.75	11.50	41.00	32.50	5.75	11.50	41.00	32.50	4.75	9.50	34.00	
<b>Las Vegas</b> .....Nev.	6.50	13.00	46.00	36.50	5.25	10.50	37.00	29.50	3.75	7.50	27.00	21.00	1.75	3.50	13.00	10.00	-----	-----	-----	-----	-----	-----	-----	-----	-----	-----	-----	
<b>Memphis</b> .....Tenn.	1.50	3.00	11.00	8.50	1.25	2.50	9.00	7.00	3.00	6.00	21.00	17.00	-----	-----	-----	-----	6.50	13.00	46.00	36.50	-----	-----	-----	-----	-----	-----	-----	
<b>Minidoka</b> .....Ida.	5.00	10.00	35.00	28.00	3.75	7.50	27.00	21.00	2.50	5.00	18.00	14.00	1.00	2.00	7.00	6.00	-----	-----	-----	-----	2.50	5.00	18.00	14.00	-----	4.50	16.00	
<b>Minneapolis</b> .....Minn.	1.00	2.00	7.00	5.00	-----	-----	-----	-----	2.75	-----	-----	-----	4.50	9.00	32.00	25.50	6.75	13.50	48.00	38.00	6.00	12.00	42.00	34.00	4.75	9.50	34.00	
<b>Nampa</b> .....Ida.	5.50	11.00	39.00	31.00	4.25	8.50	30.00	24.00	3.00	6.00	21.00	17.00	1.25	2.50	9.00	7.00	-----	-----	-----	-----	1.75	3.50	13.00	10.00	-----	3.50	13.00	
<b>Ogden</b> .....Utah	4.75	9.50	34.00	27.00	3.50	7.00	25.00	20.00	2.00	4.00	14.00	11.50	-----	-----	-----	-----	t 4.00	t 8.00	t 28.00	t 22.50	3.00	6.00	21.00	17.00	-----	5.50	20.00	
<b>Omaha</b> .....Neb.	1.25	2.50	9.00	7.00	-----	-----	-----	-----	2.00	4.00	14.00	11.50	3.50	7.00	25.00	20.00	5.75	11.50	41.00	32.50	5.75	11.50	41.00	32.50	4.75	9.50	34.00	
<b>Pendleton</b> .....Ore.	5.75	11.50	41.00	32.50	4.75	9.50	34.00	27.00	4.00	8.00	28.00	22.50	2.00	4.00	14.00	11.50	-----	-----	-----	-----	1.00	2.00	7.00	6.00	-----	2.00	7.00	
<b>Pocatello</b> .....Ida.	4.75	9.50	34.00	27.00	3.50	7.00	25.00	20.00	2.25	4.50	16.00	13.00	1.00	1.50	6.00	5.00	-----	-----	-----	-----	2.50	5.00	18.00	14.00	-----	4.50	16.00	
<b>Reno</b> .....Nev.	6.50	13.00	46.00	36.50	5.25	10.50	37.00	29.50	4.00	8.00	28.00	22.50	2.00	4.00	14.00	11.50	-----	-----	-----	-----	-----	-----	-----	-----	-----	-----	-----	
<b>Sacramento</b> .....Cal.	7.00	14.00	49.00	39.50	5.75	11.50	41.00	32.50	4.75	9.50	34.00	27.00	2.75	5.50	20.00	15.50	z 1.25	z 2.50	z 9.00	z 7.00	2.25	4.50	16.00	13.00	-----	-----	-----	
<b>Salt Lake City</b> .....Utah	4.75	9.50	34.00	27.00	3.50	7.00	25.00	20.00	2.00	4.00	14.00	11.50	-----	-----	-----	-----	-----	-----	-----	-----	3.00	6.00	21.00	17.00	-----	5.50	20.00	
<b>St. Louis</b> .....Mo.	1.00	2.00	7.00	6.00	-----	* 2.00	* 7.00	6.00	2.75	5.50	20.00	15.50	4.50	9.00	32.00	25.50	6.50	13.00	46.00	36.50	6.50	13.00	46.00	36.50	-----	10.50	37.00	
<b>St. Paul</b> .....Minn.	1.00	2.00	7.00	5.00	-----	-----	-----	-----	2.75	5.50	20.00	15.50	4.50	9.00	32.00	25.50	6.75	13.50	48.00	38.00	6.00	12.00	42.00	34.00	4.75	9.50	34.00	
<b>Truckee</b> .....Cal.	6.75	13.50	48.00	38.00	5.50	11.00	39.00	31.00	4.25	8.50	30.00	24.00	2.25	4.50	16.00	13.00	-----	-----	-----	-----	-----	-----	-----	-----	-----	-----	-----	
<b>Umatilla</b> .....Ore.	5.75	11.50	41.00	32.50	4.75	9.50	34.00	27.00	4.00	8.00	28.00	22.50	2.25	4.50	16.00	13.00	-----	-----	-----	-----	1.00	2.00	7.00	6.00	1.00	2.00	7.00	
<b>Yellowstone</b> .....Mont.	-----	-----	-----	-----	-----	-----	-----	-----	-----	-----	-----	-----	-----	-----	-----	-----	-----	-----	-----	-----	-----	-----	-----	-----	-----	-----	-----	

- \* Between Kansas City and St. Louis; between Council Bluffs or Omaha and St. Louis \$2.50 Standard, \$9.00 Drawing Room.
  - † Between Kansas City and Memphis.
  - ‡ Between Council Bluffs or Omaha and Cheyenne; between Kansas City and Cheyenne \$2.25 Tourist, \$4.50 Standard, \$16 Drawing Room, and \$13 Compartment.
  - § Between San Francisco and Cheyenne. ¶ From San Francisco.
  - b Los Angeles rates.
  - z Between Los Angeles and Sacramento.
  - t Between Los Angeles and Ogden via So. Pac.; between San Francisco and Ogden \$2.75 Tourist, \$5.50 Standard, \$20 Drawing Room, and \$15.50 Compartment.
  - s Between Council Bluffs or Omaha and Kansas City.
- For a section, twice the double berth rates will be charged.

**Chartered Pullman Cars.** The private hotel, dining, and sleeping cars will accommodate from twelve to eighteen persons, allowing a full bed to each, and are fitted with such modern conveniences as private, observation, and smoking rooms, folding beds, reclining chairs, buffets, and kitchens.

The following charter rates for Pullman cars are in effect, viz:  
 Standard Car.....per day \$45      Private Car.....per day \$75 and \$50  
 Buffet Car....." " 45      Dining, Composite, or Observation Car.....per day 45  
 Hotel Car....." " 50      Tourist Car.....per day 25

For thirty days or over the above rates will be reduced \$5 per day each except for tourist cars.

When buffet or sleeping cars are wanted for a continuous trip without lay-over between points on regular sleeping car lines (the cars to be given up at destination), the charge will be berth rates for the full capacity of the cars chartered.

**Pullman Tourist Sleepers.** The exclusive use of one of these cars will be accorded a party holding eighteen full first or second class tickets upon payment of berth rate for full capacity of car. For all cars at the per diem rate, the time will be reckoned from the date of departure with the party until the car is returned to its starting point.

Minimum charge for chartered cars at the per diem rate will be based on service for three days.

A striking feature of the Union Pacific Passenger Service, is its Tourist Sleeping Cars. These cars are fourteen and sixteen section, and while

not so elaborate in design, are equipped and furnished the same as the Standard Sleepers, seats being upholstered in rattan, aisles carpeted, and at night the berths draped with heavy curtains.

The Toilet rooms are unusually large and well equipped. The cars are operated by the Pullman Company, in charge of their conductor, and each is accompanied by a uniformed porter, whose duty it is to give courteous attention to the comforts of the passengers.

A double berth, in these cars, accommodates two persons comfortably; rates for double berth, whether occupied by one or two persons, are given above.

**Stop-overs.** Passengers in standard and tourist sleeping cars are allowed stop-overs at Ogden by the Pullman Company when they desire to visit Salt Lake City. Pullman Conductors are authorized to issue drawback checks permitting passengers holding tickets, one way or round trip, from Cheyenne and points south or east to points north or west at Ogden or vice versa, stop-over at Ogden not to exceed ten days. Stop-over, limited to ten days, will also be granted at Pocatello, Idaho, Salt Lake City, Utah, Truckee, Calif., and Shasta Springs, Calif.

Also, Pullman Conductors on application are authorized to grant stop-overs at Merced on through sleeping car tickets to passengers desiring to visit Yosemite Valley.

Transfer check is also issued by the Pullman Conductor which permits passengers holding first-class tickets to occupy seat accommodations at Ogden to Salt Lake City and return, without additional charge.

\* The foregoing rates are for general information and are compiled from the tariffs of the Pullman Company.

# UNION PACIFIC

HAWAII, CHINA, JAPAN, PHILIPPINES, INDIA,  
AUSTRALIA, AND EUROPEAN PORTS

## THE SAN FRANCISCO OVERLAND ROUTE

Comprising the Chicago & North Western, Union Pacific, and Southern Pacific Railways and the Pacific Mail, and Toyo Kisen Kaisha steamship lines, offers unsurpassed facilities to the traveling public between all Principal Eastern Points in the United States, and Hawaiian, Japanese, Chinese, Indian, and Australian Ports.

Subject to change and individual postponement without notice

### PACIFIC MAIL STEAMSHIP CO

#### Trans-Pacific Line

For Honolulu, Japan, and China--Steamers call at Honolulu, Yokohama, Kobe, Nagasaki, Shanghai, and Hong Kong, with monthly sailings to Manila direct, connecting at Nagasaki and Shanghai for Northern Chinese and Korean ports, and at Hong Kong for Straits Settlements, Philippines, Australia, India, and Europe.

Subject to change and individual postponement without notice.

SCHEDULE OF SAILINGS STEAMERS	Leave San Francisco 1 p. m.	Leave Honolulu	Arrive Yokohama	Arrive Hong Kong
	Siberia .....	Sept. 13	Sept. 19	Sept. 30
China .....	Sept. 20	Sept. 27	Oct. 8	Oct. 18
Manchuria .....	Sept. 27	Oct. 3	Oct. 14	Oct. 28

### TOYO KISEN KAISHA

(Oriental Steamship Co.)

Between San Francisco, Yokohama, and Hong Kong  
via Honolulu.

STEAMERS	Leave San Francisco 1 p. m.	Leave Honolulu	Arrive Yokohama	Arrive Hong Kong
	Nippon Maru .....	Sept. 6	Sept. 13	Sept. 24
Chiyo Maru .....	Oct. 4	Oct. 11	Oct. 22	Nov. 1
Tenyo Maru .....	Nov. 1	Nov. 8	Nov. 19	Nov. 29

### OCEANIC STEAMSHIP CO.

Oceanic Steamship Co. of San Francisco

In conjunction with Union Steamship Co., of New Zealand, between San Francisco, Tahiti, Raratonga, New Zealand (Wellington), and Australia, sailing every 36 days.

#### STEAMSHIP MARIPOSA

Between San Francisco and Tahiti

Connecting at Tahiti with Steamship Mokoia of Union Line  
for Wellington, New Zealand

Leave San Francisco 11.00 a. m.	Arrive Tahiti	Leave Tahiti	Arrive San Francisco
Sept. 11	Sept. 23	Sept. 27	Oct. 9
Oct. 17	Oct. 29	Nov. 2	Nov. 14
Nov. 22	Dec. 4	Dec. 8	Dec. 20

Subject to change and individual postponement without notice.

SCHEDULE OF SAILINGS	Leave San Francisco 11 a. m.	Arrive Honolulu	Leave Honolulu	Arrive San Francisco
	Steamship Sierra .....	Sept. 10	Sept. 16	Sept. 21
10,000 tons displacement.	Oct. 1	Oct. 7	Oct. 12	Oct. 18
	Oct. 22	Oct. 28	Nov. 2	Nov. 8

# UNION PACIFIC



## SOUTHERN PACIFIC COMPANY (ATLANTIC STEAMSHIP LINES)

### New York-New Orleans Service

#### STEAMSHIPS

MOMUS, ANTILLES, CREOLE,  
10,600 Tons

PROTEUS, COMUS  
7,250 Tons

Elegant Accommodations. Suites of Private Bedroom, Parlor and Bath; Staterooms, Library, Smoking Room, Baths, Promenade Decks, Excellent Cuisine

REGULAR WEEKLY SAILINGS BETWEEN

### NEW ORLEANS AND NEW YORK

(Ask any agent for latest sailing dates)  
Extra fares for suites quoted on application

### COMBINATION RAIL AND WATER TRIPS

Through tickets from all Pacific Coast, Northwest, Middlewest and Southwest points to New York  
One Way or Round Trip, with

### CHOICE OF RAIL ROUTES RETURNING

Full particulars about these attractive tours given on application to any representative mentioned on pages 16 and 17

# UNION PACIFIC



OREGON SHORT LINE  
OREGON R. R. & NAVIGATION CO.  
OREGON & WASHINGTON R. R. CO.  
SOUTHERN PACIFIC

KANSAS, NEBRASKA  
CALIFORNIA, OREGON  
WASHINGTON  
AND INTERMEDIATE STATES

REVISED TO SEPTEMBER 1, 1910  
Subject to change without notice